

Local file	Direction	Remote file	Size	Status	Progress	Upload speed <-> Time Remaining

Queued upload files | Queued download files | Aborted transfers | Successful transfers | Server to server transfers

The tree table view is intended to monitor upload progress and keep track of successful/aborted uploads. The toolbar to the bottom permits to switch between queued uploads/downloads, successful and aborted ones.

Queued files :

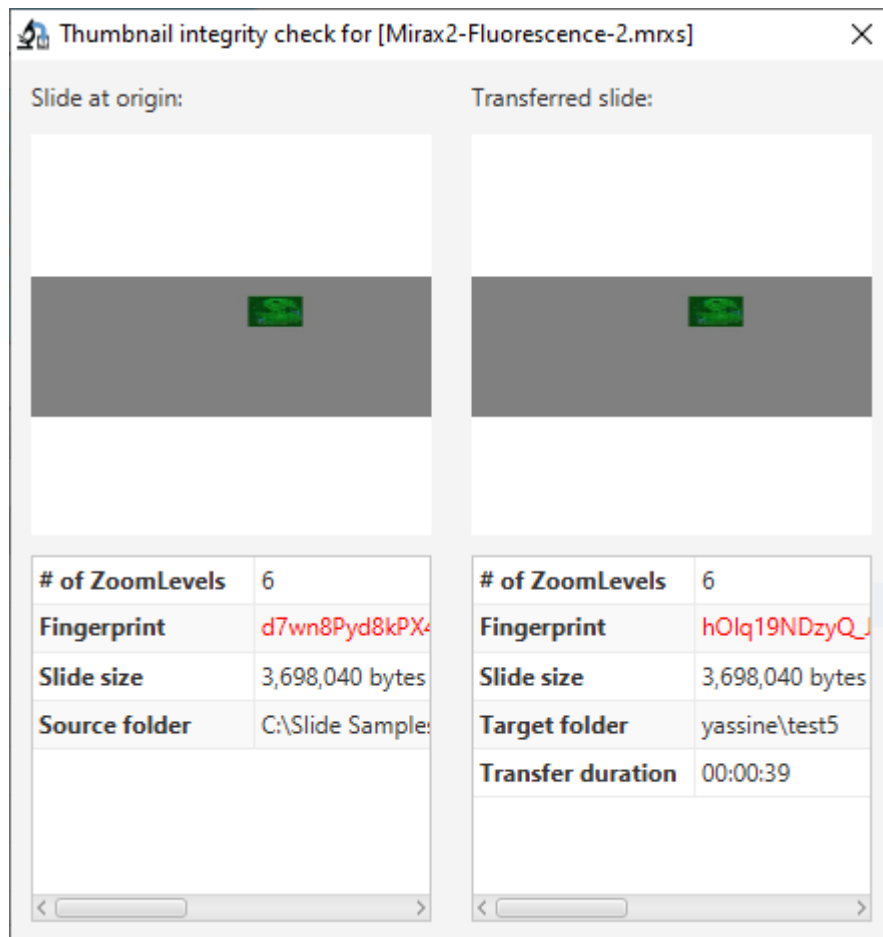
When an upload is started, the slide (including the related files) are added to the view in a tree fashion. The progress bar, upload speed and remaining time for each file and also the whole slide keep end user informed about the upload progress.

Local file	Direction	Remote file	Size	Status	Progress	Upload speed <-> Time Remaining
▼ C:\Slide Samples\Mirax2_SizeModified\Mirax2-Flu...	-->>	yassine/uploads_forced_to_fail...		Running...		29,569 KB/s <-> 00:01:34
C:\Slide Samples\Mirax2_SizeModified\Mirax2-...	-->>	yassine/uploads_forced_to_fail...	483,714	Complete		
C:\Slide Samples\Mirax2_SizeModified\Mirax2-...	-->>	yassine/uploads_forced_to_fail...	483,714	Running...		29,569 KB/s <-> 00:00:02
C:\Slide Samples\Mirax2_SizeModified\Mirax2-...	-->>	yassine/uploads_forced_to_fail...	483,714			

It's worth adding :

- For multi-file slides the files are sorted by size in descendant order to give end users the best user experience
- When the internet connection is lost, the status switches to “stalling...” till the connection is established again, then it switches back to “Running...” and the upload resumes

Once the upload is complete, an integrity check takes place behind the scenes, in case the fingerprint doesn't match, the integrity window pop a red font is used to mark the incoherence on the fingerprint)



Aborted transfers :

By design, uploads on PMA.transfer aren't supposed to "fail", it keeps relaunching failed uploads indefinitely till a complete and successful upload is achieved. Therefor the uploads shown following a click on this button are uploads that were intentionally aborted via click on button "stop".

Successful transfers :

Keeps track of successful transfers (either uploads or downloads), while giving also end users the possibility to launch the integrity check window (this can be done via mouse right click on the root of the slide or directly via a double click on that same root).



Local file	Direction	Remote file	Size	Time
C:\Slide Samples\Mirax2_SizeModified\Mirax2-Flu...	-->>	yassine/uploads_forced_to_fail/Mirax2-Fluorescence-...	3,698,040	Tue Jan 29 23:06:28 CET 2019
C:\Slide Samples\Mirax2_SizeModified\Mirax2-...	-->>	yassine/u Integrity check fail/Mirax2-Fluorescence-...	483,714	
C:\Slide Samples\Mirax2_SizeModified\Mirax2-...	-->>	yassine/uploads_forced_to_fail/Mirax2-Fluorescence-...	483,714	
C:\Slide Samples\Mirax2_SizeModified\Mirax2-...	-->>	yassine/uploads_forced_to_fail/Mirax2-Fluorescence-...	483,714	

Queued upload files | Queued download files | Aborted transfers | **Successful transfers (1)** | Server to server transfers

An integrity check windows then pops up to compare both slides on local/remote sites :

Thumbnail integrity check for [Mirax2-Fluorescence-2.mrxs]

Slide at origin: Transferred slide:



# of ZoomLevels	6	# of ZoomLevels	6
Fingerprint	r0HywvUXF_278	Fingerprint	r0HywvUXF_278
Slide size	3,698,040 bytes	Slide size	3,698,040 bytes
Source folder	C:\Slide Sample:	Target folder	yassine\test5
		Transfer duration	00:00:39

From:
<https://docs.pathomation.com/PMA.transfer/> - **PMA.transfer**

Permanent link:
https://docs.pathomation.com/PMA.transfer/doku.php?id=monitoring_an_upload&rev=1599269314

Last update: **2020/09/05 04:28**

