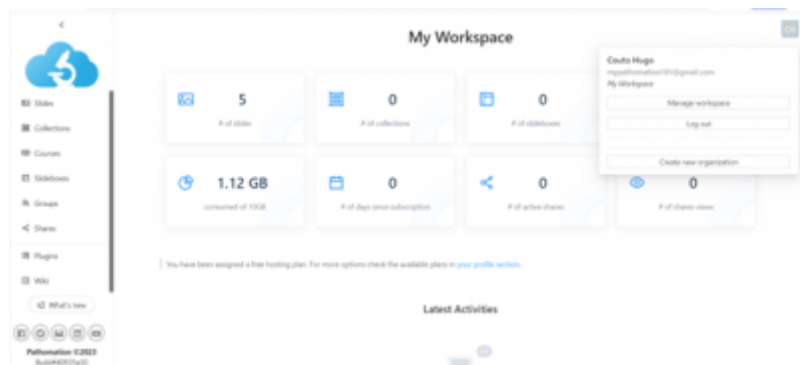
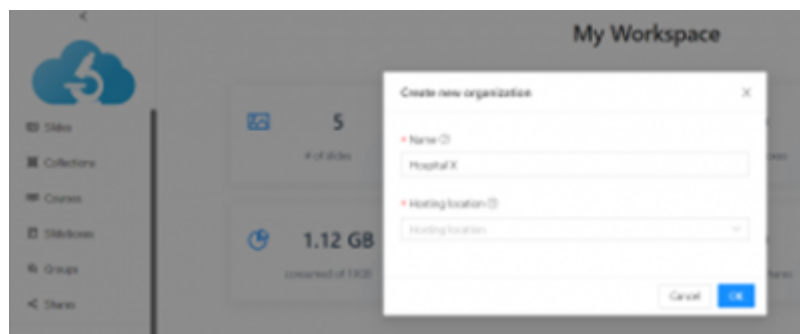


Creating a new Organization

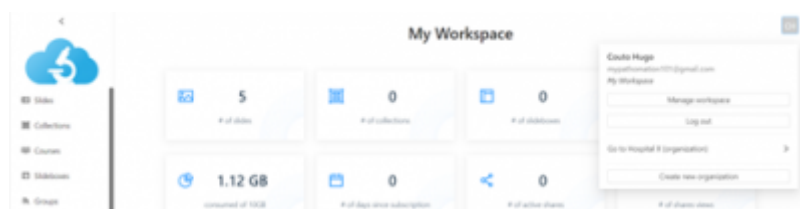
In My.Pathomation you can work on your personal workspace (my workspace) or jump into an Organization. Through the profile management interface, accessed by clicking the button with the Initials of your name in the right upper corner of the interface, it is possible to create new organizations, and move between your personal profile and existing organizations. You have a free 1 month test period after creating an organization after which you have the option to switch to a paid subscription.



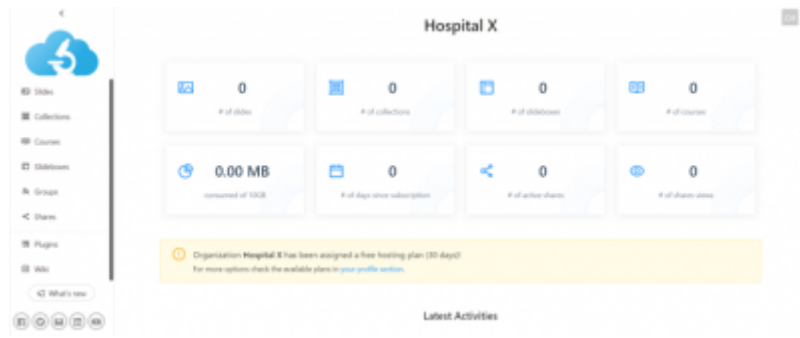
In the example above, we are creating an organization named "Hospital X". The field "hosting location" is used to select your geographical location, so that the new organization is allocated to the nearest regional server.



Once you press the OK button, your profile interface will now show the newly created organization, which you can access immediately.



Selecting "Go to Hospital x (organization)", we leave our personal workspace and enter the newly created organization.



From: <https://docs.pathomation.com/my/> - **My Pathomation**

Permanent link: https://docs.pathomation.com/my/doku.php?id=creating_a_new_organization&rev=1699537037

Last update: **2023/11/09 16:37**

