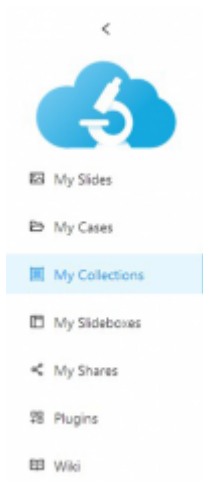
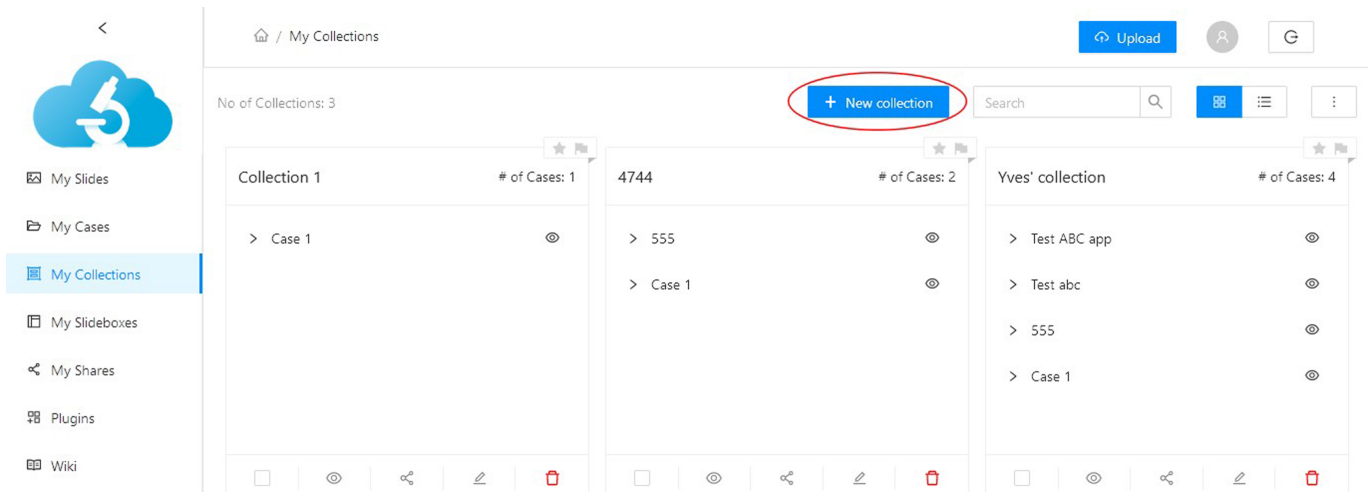


How to add collections?

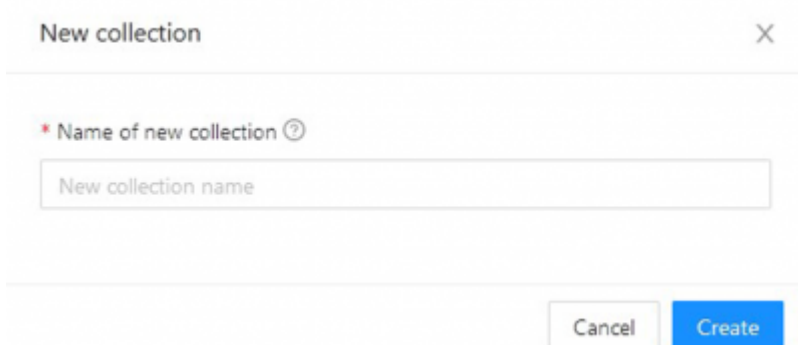
1) Go to “My collections” in the sidebar.




2) Click on “+ New collection” on the top right of the page.



3) Choose a name for your collection and click on “Create”.



4) Select the cases which you want to add to your collection and press “>”.










Test  Id: 166

[← Back to collections](#) [Preview](#)

Cases Meta data


My Cases [New case](#)

Search here

<input type="checkbox"/>	555	
<input type="checkbox"/>	Test abc	 
<input type="checkbox"/>	Test ABC app	 
<input type="checkbox"/>	rttrtrtrt	
<input type="checkbox"/>	Friday	  
<input checked="" type="checkbox"/>	Test	

Test

Search here

<input type="checkbox"/>	Order	Name	Thumbnails
 Select cases on the left and add them to collection.			

5) Return to the list, by using the “Back to collections” button, or preview your newly created collection by clicking on “Preview” button.

Test  Id: 166

[← Back to collections](#)

[Preview](#)

[Cases](#) [Meta data](#)

My Cases [New case](#)

Search here

<input type="checkbox"/>	Case 1			
<input type="checkbox"/>	555			
<input type="checkbox"/>	Test abc			
<input type="checkbox"/>	Test ABC app			
<input type="checkbox"/>	rtrtrtrt			
<input type="checkbox"/>	Friday			

Test

Search here

<input type="checkbox"/>	Order	Name	Thumbnails
<input type="checkbox"/>	▼ ▲	Test	

From: <https://docs.pathomation.com/my/> - My Pathomation

Permanent link: https://docs.pathomation.com/my/doku.php?id=how_to_add_a_collection&rev=1644842585

Last update: **2022/02/14 15:43**

