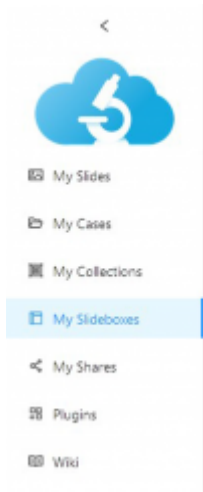


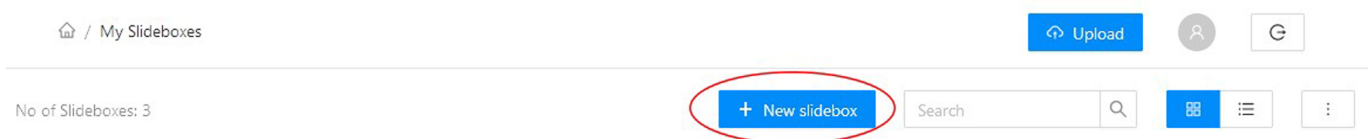
How to add a slidebox?

Before you make a slidebox, make sure you've already uploaded some slides and created at least one collection to add to your slidebox.

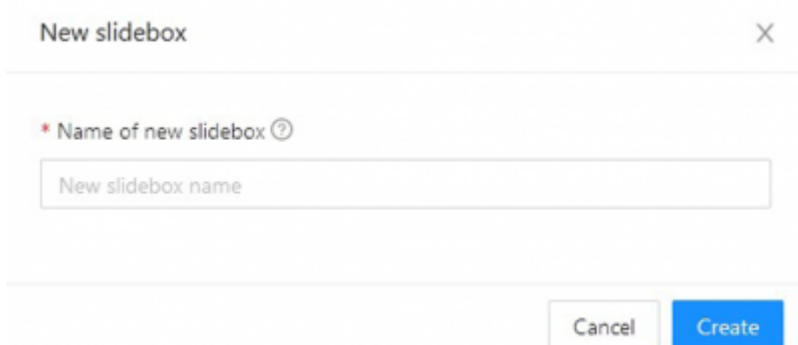
1. Go to "slidebox" in the sidebar




2. Click on "+ New slidebox" on the top right of the page



3. Choose a name for your slidebox and click on "Create".



4) Select the collections which you want to add to your slidebox and press ">".







Test  Id: 68

[← Back to slideboxes](#) [Viewport configuration](#) [Preview](#)

Collections | Meta data


My Collections


Search here

<input checked="" type="checkbox"/>	Name	Thumbnails
<input type="checkbox"/>	Collection 1	
<input type="checkbox"/>	4744	
<input type="checkbox"/>	Collection	   
<input checked="" type="checkbox"/>	Test	


Test

Search here

<input type="checkbox"/>	Order	Name	Thumbnails
			
			Select collections on the left and add them to slidebox.



5) Return to the list, by using the "Back to slideboxes" button, or preview your newly created slidebox by clicking on "Preview" button.






Test  Id: 68

[← Back to slideboxes](#) [Viewport configuration](#) [Preview](#)

Collections | Meta data


My Collections



Search here

<input type="checkbox"/>	Name	Thumbnails
<input type="checkbox"/>	Collection 1	
<input type="checkbox"/>	4744	
<input type="checkbox"/>	Collection	   

Test

Search here

<input type="checkbox"/>	Order	Name	Thumbnails
<input type="checkbox"/>	▼ ^	Test	

From:
<https://docs.pathomation.com/my/> - **My Pathomation**

Permanent link:
https://docs.pathomation.com/my/doku.php?id=how_to_add_a_slidebox&rev=1644842708

Last update: **2022/02/14 15:45**

