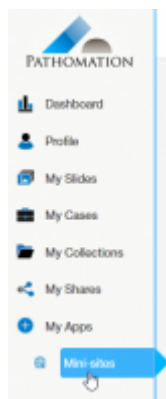


How to host a slidebox?

Before you make a mini-site, make sure you've already uploaded some slides and created at least one collection to add to your mini-site.

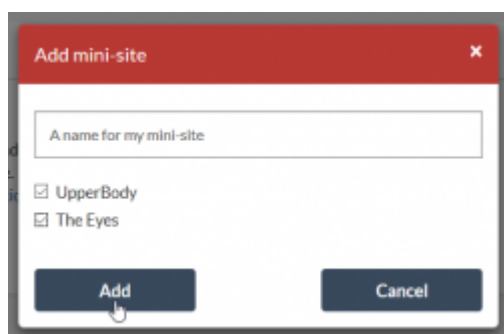
1. Go to “mini-sites” in the sidebar



2. Click on “Add mini-site” on the top right of the page



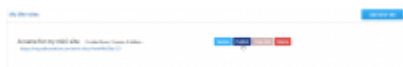
3. A new window pops up. Here you can enter a name for your mini-site and add the collection(s) that you'd like to see in your mini-site. Then click “Add”



4. Your mini-site is ready! Click on the link to view your mini-site.



Now you can choose to publish your mini-site online by clicking the “publish” button,



Or you can copy the link and send it to whoever you want!

From:
<https://docs.pathomation.com/my/> - **My Pathomation**

Permanent link:
https://docs.pathomation.com/my/doku.php?id=how_to_host_a_slidebox&rev=1585135055

Last update: **2020/03/25 14:17**

