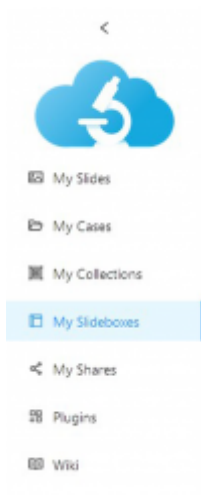


How to share a slidebox?

1. Go to your slideboxes via “My slideboxes” on the sidebar.



2. All your slideboxes are shown in the gallery. On every slidebox, you can see the share button. Click share button and a new window pops up.




3. There are different ways to share your slidebox.

1. You can copy the link and share it with others
2. You can embed your slide in your own web content
3. You can generate a QR-code for your slide
4. You can email the link of shared slide
5. You can directly send the link of shared slide via various social network service such as *Facebook, Twitter, WhatsApp, Messenger or LinkedIn.*

Also you can change the visibility option of your share. **Unlisted shares** can only be accessed by users with a valid link. **Public shares** can also be accessed by link, but are accessible from public listings too and anyone can view them.


Choose the options that suits your need best.


Share Test X





Test
Created on Feb 14, 2022, 11:23
Contains 1 slide(s), 1 case(s) and 1 collection(s)


Share method Visibility: Public Unlisted



Link



Embed



QRcode


Email


Facebook


Twitter



WhatsApp


Messenger

[ADVANCED \(more options and properties\)](#) [Close](#)


4. By clicking on “ADVANCED (more options and properties)” you can finetune viewport of your share.


Advanced sharing





Test
Created on Feb 14, 2022, 11:23
Contains 1 slide(s), 1 case(s) and 1 collection(s)


Share method Visibility: Public Unlisted



Link



Embed



QRcode



Email


Facebook

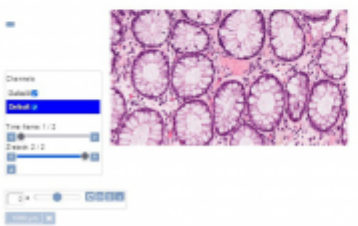

Twitter


WhatsApp


Messenger


LinkedIn

Viewport options



- Overview: Visible Collapsed
- Dimensions control: Visible Collapsed
- Barcode: Visible Collapsed
- Rotation control: Visible Collapsed
- Filename: Visible Collapsed
- Scale line: Visible Collapsed
- Snapshot button: Visible
- Color adjustments: Visible
- Zoom slider: Visible

From:
<https://docs.pathomation.com/my/> - My Pathomation

Permanent link:
https://docs.pathomation.com/my/doku.php?id=how_to_share_a_slidebox&rev=1644842215

Last update: **2022/02/14 15:36**

