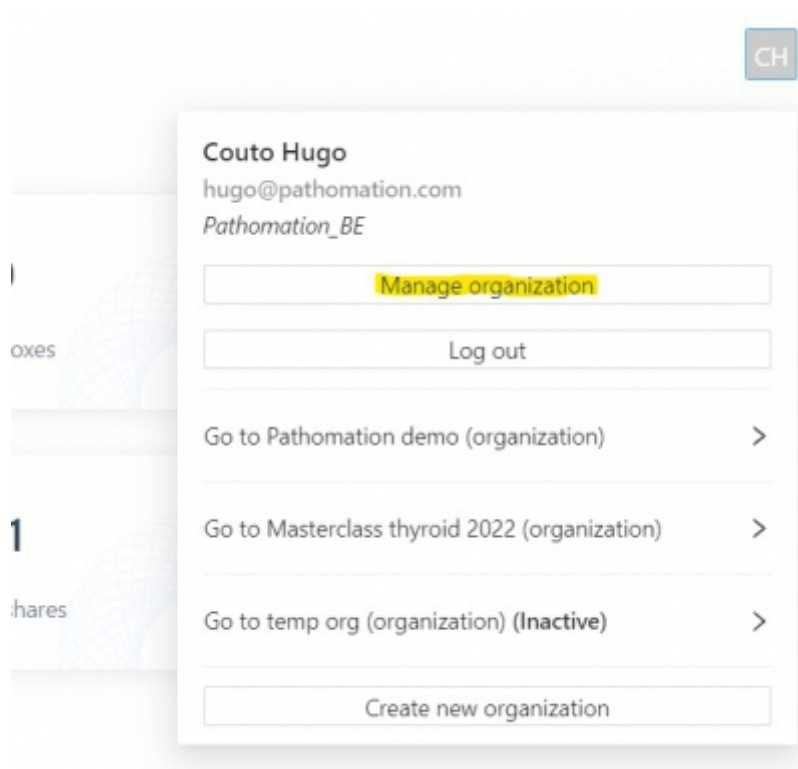


Having an Organization in My Pathomation, gives us the possibility to create a collaborative space. To create such space we can invite users into the Organization. The users that we want to invite will receive an email, inviting them to login into my Pathomation to join the Organization, in case they are already pathomation users. In case they are not yet my pathomation users, they will be invited to create a new Pathomation free account so that they may join your Organization.

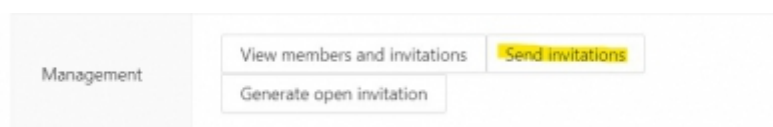
To send invites, we must access the Profile management section, by clicking in the icon on the right upper corner. The icon displays the initials of your name.



Then select "Manage Organization"

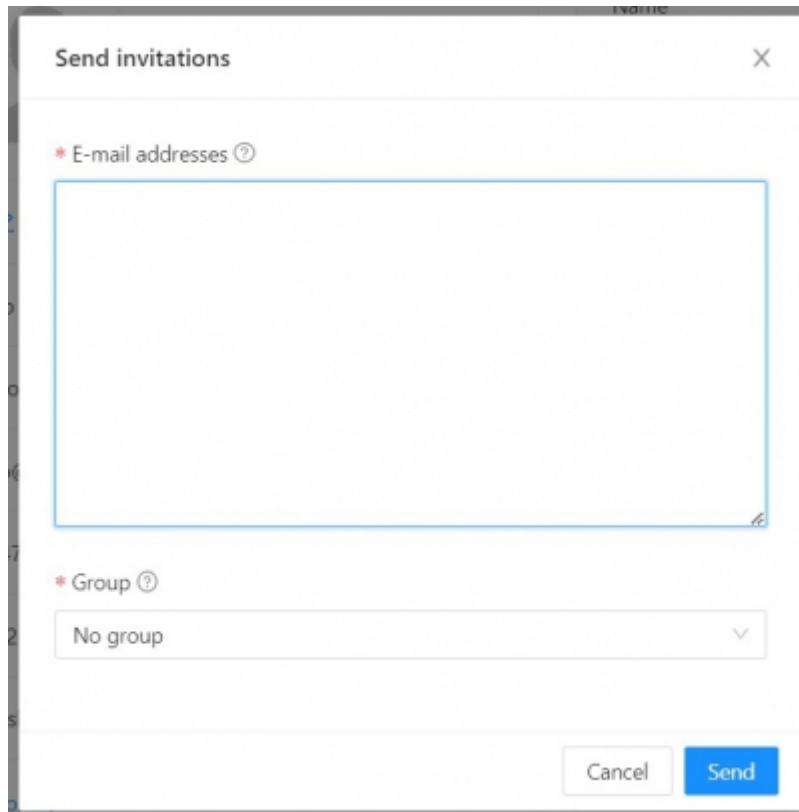


And once in the "Manage Organization" menu, select "send invitations"



A new window will pop-up where we can add the email of the individuals to be invited. In case you want them to join a particular group in the organization, you can select now the group as well. (Please check the section related to groups to better understand how you can create groups as working

teams within your Organization)



Send invitations

\* E-mail addresses ?

\* Group ?

No group

Cancel Send

From: <https://docs.pathomation.com/my/> - My Pathomation

Permanent link: [https://docs.pathomation.com/my/doku.php?id=inviting\\_users\\_to\\_the\\_organization&rev=1695390343](https://docs.pathomation.com/my/doku.php?id=inviting_users_to_the_organization&rev=1695390343)

Last update: 2023/09/22 16:45

