

## Inviting Users to an Organization

Having an Organization in My Pathomation allows you to collaborate with other pathologists, create and assign exams to users, and much more.

Of course, to collaborate you need some people to collaborate with. This page will take you through how to invite users into the Organization via the management tab.

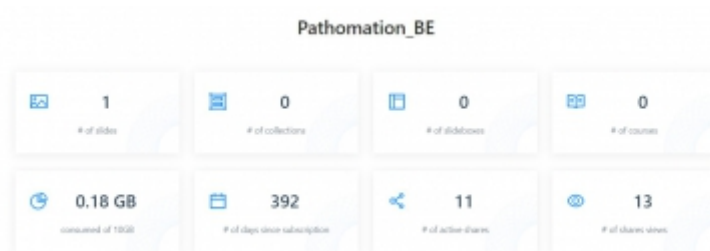
You can also invite users via the [group management](#) page, or by [generating an open link / QR code](#).

### What will your users see?

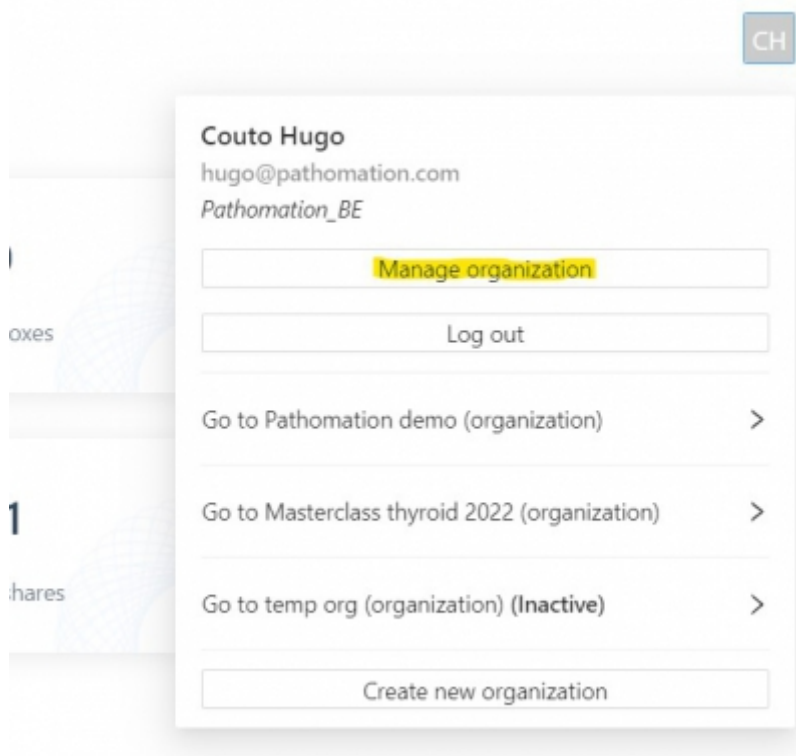
- The users that you invite will receive an email. Existing users will be invited to login into my Pathomation and join the Organization.
- Email addresses without a Pathomation account will be invited to create a new Pathomation free account so that they may join your Organization.

### How to do it?

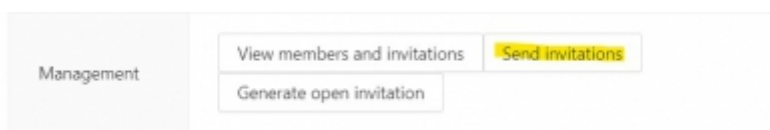
To send invites, access the Profile management section by clicking in the icon on the upper right corner. The icon displays the initials of your name.



Then select “Manage Organization”



And once in the “Manage Organization” menu, select “send invitations”



In the pop-up window you can add the email of the individuals to be invited and specify their roles:

- Managers have all rights including uploading, sharing and payment plans.
- Editors have all rights related to content creation and user management.
- Members can only see what was assigned to them by Editors or Managers, and have no rights to upload slides or change content.

Ability	Member	Editor	Manager
Upload WSIs	No	Yes	Yes
Collections	View	Create	Create
Slideboxes	View	Create	Create
Courses	View	Create	Create
Groups	View	Create/Invite	Create/Invite
Shares	No	Yes	Yes
Financial Management	No	No	Yes

You can also select sub groups within the organization to add them to as well. You can check the section related to groups to better understand how you can create groups as working teams within your Organization.

### Send invitations

\* E-mail addresses ?

\* Role ?

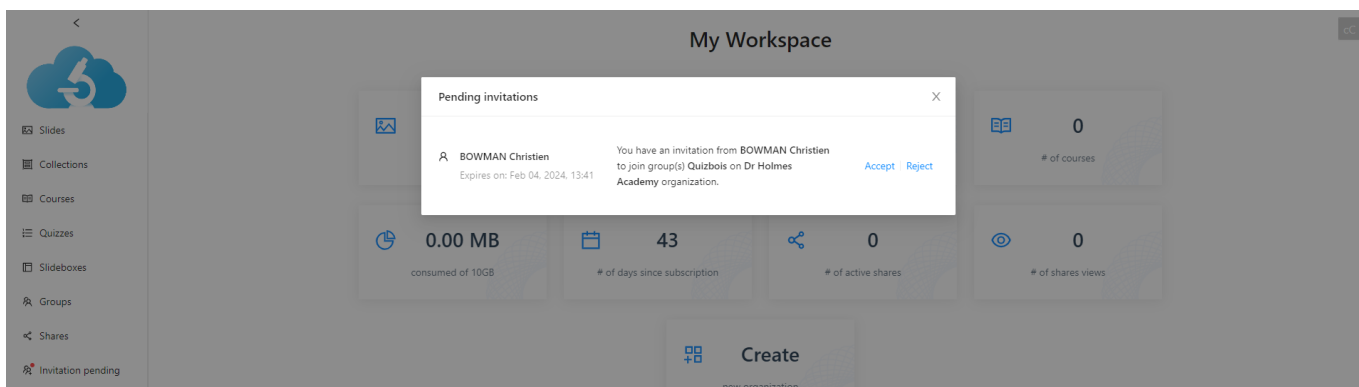
Editor

Group ?

No group

Cancel Send

Your users will receive an invitation in their inbox and their MyPathomation account like this:



From: <https://docs.pathomation.com/my/> - My Pathomation

Permanent link: [https://docs.pathomation.com/my/doku.php?id=inviting\\_users\\_to\\_the\\_organization&rev=1731582467](https://docs.pathomation.com/my/doku.php?id=inviting_users_to_the_organization&rev=1731582467)

Last update: 2024/11/14 14:07

