

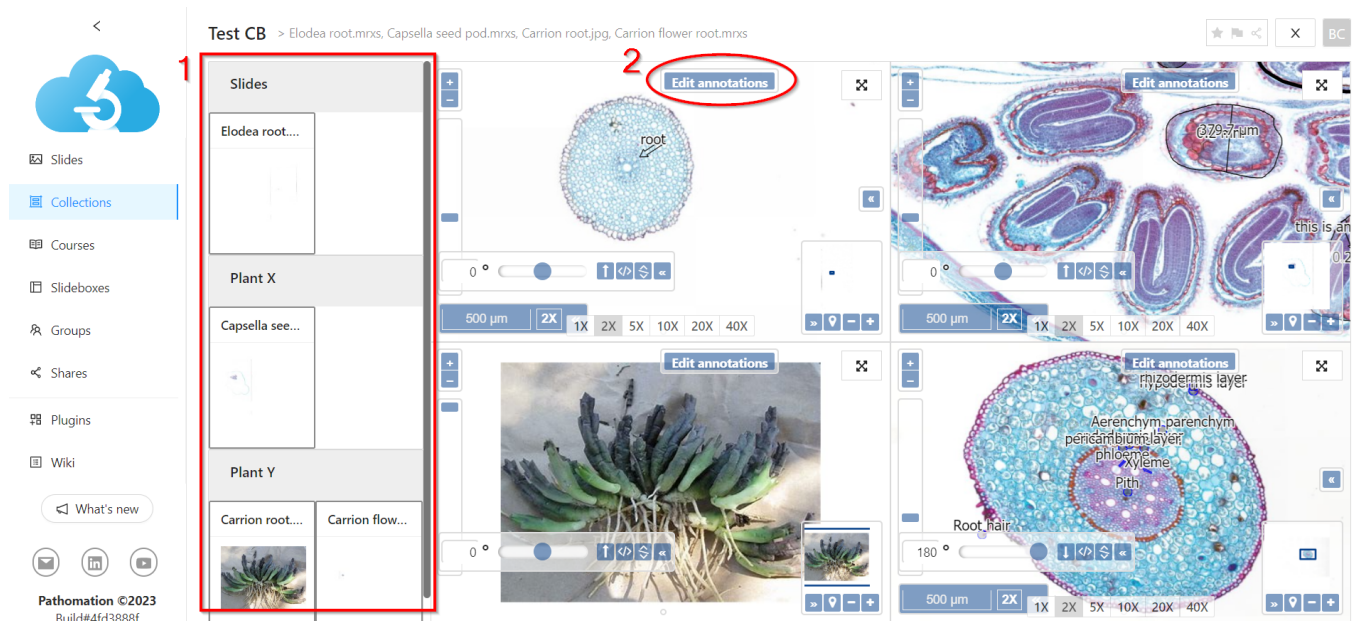
# Annotations in collections

[annotation\\_collection.mp4](#)


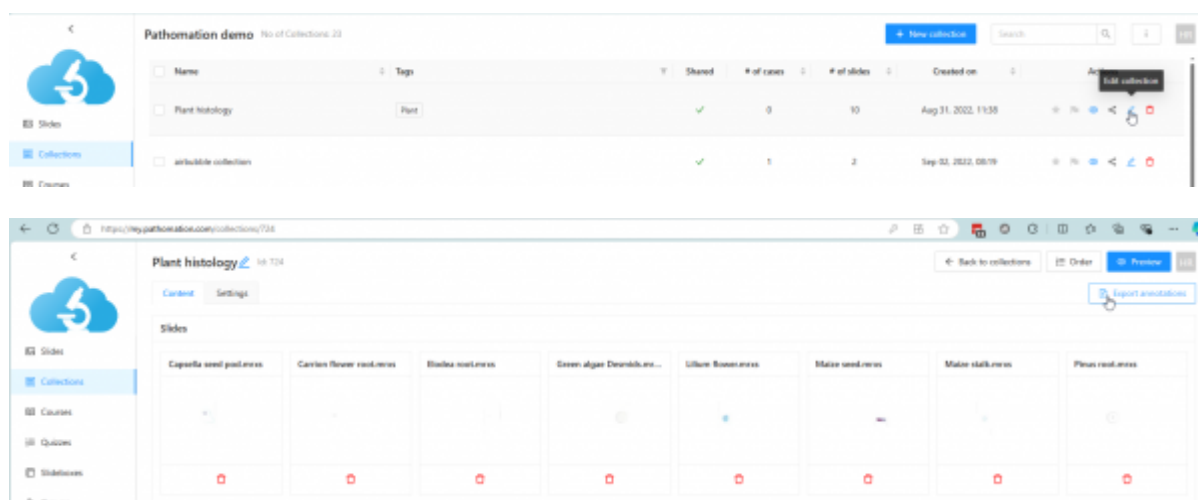
The video above will take you through how to use Annotations in Collections, and how they behave.

The process is also described below:

You can also edit a slide's annotations by clicking the "Edit annotations" button (2). These annotations will only be visible in the collection.



Collection specific annotations can be downloaded for use in alternate software. Start in edit and then select download annotations.



Last update:  
2025/01/21 12:10 other\_features\_of\_collections [https://docs.pathomation.com/my/doku.php?id=other\\_features\\_of\\_collections&rev=1737450606](https://docs.pathomation.com/my/doku.php?id=other_features_of_collections&rev=1737450606)  
12:10

---

From:  
<https://docs.pathomation.com/my/> - **My Pathomation**

Permanent link:  
[https://docs.pathomation.com/my/doku.php?id=other\\_features\\_of\\_collections&rev=1737450606](https://docs.pathomation.com/my/doku.php?id=other_features_of_collections&rev=1737450606)

Last update: **2025/01/21 12:10**

