

My Pathomation wiki start page

My Pathomation is a cloud platform offering services for digital pathology applications.








Features

With My Pathomation you can store and share images for all scanner file formats. It comes with advanced features like annotation tools, collection organisation, access management and student course building. Registered users can store whole slide images (WSIs) and share them in an easy and universal way.

Whole slide images can be organised in folders but also be part of Collections, which in turn can be part of Slideboxes.

The tag features provides an additional layer of data for identification.

				
Register	Upload	Share	Teach	Learn
an individual or organisation account	your digital pathology slides from your drives to the My Pathomation cloud	individual slides and slide collections with others either private or public	with live digital slide microscopy in your presentations or classes	at your own pace in on-line courses for students that have text instructions and interactive digital pathology slides

Organisations

Organisations in My Pathomation offer many interesting new features - you can create your own quizzes which feature your slides and many different question types including multiple choice, essay field, number input and more.

Organisations have multiple user profiles including managers, content editors and members, each with different access rights.

My Pathomation also comes with a course builder tool and easy setup and management of groups and

access right to all content.


Storage Options and Pricing

My Pathomation offers free image storage up to 10GB. For storing larger volumes of images, a monthly, volume-based subscription fee is required starting at 30 EUR for 25GB storage. Users can increase and decrease their required storage volume as required per organisation or personal workspace. There is no upper limit for the storage volume.

Free	Prepaid	Custom
0€	From 30€	Contact Us
Full access to ALL apps & features Totally free 10GB user storage limit	Full access to ALL apps & features Per month billing Up to 1000GB limit	Full access to ALL apps & features Plan fully customized to your needs Custom storage options
Register Now	Register Now	Contact Us

We Support You(r file types)

The My Pathomation cloud platform is compatible with all routine whole slide image formats. If you find a filetype that's not included that you'd like to use, we'd love to hear from you so we can integrate it into our platform!

<p>BRIGHTFIELD</p> <p>3DHistech MRXS Aperio / Leica CWS Aperio LEICA SCN Aperio LEICA SVS GE Omnyx / Inspirata RTS GE Omnyx JP2 Generic JPG Generic PNG Generic TIFF Hamamatsu NDPI Hamamatsu VMS Huron Technologies TIFF JPEG 2000 encoded slides Jpeg XR JXR KFBio KFB Menarini DSight Raw INI Microsoft Deep Zoom .DZI Motic MDS Motic MDSX Nikon ND2 Philips iSyntax Philips TIFF Olympus VSI Olympus Webview Open Microscopy OME-TIFF Objective Imaging (Glissando) Omero ZARR Sakura SVSLIDE Smartzoom SZI Unic Tech TMAP Ventana Roche BIF (with and without TIFF) Zeiss ZVI Zeiss CZI Zoomify ZIF</p>	<p>FLUORESCENT</p> <p>3DHistech MRXS Aperio AFI Aperio LEICA SCN Aperio LEICA SVS Hamamatsu NDPIS Nikon ND2 Nikon TIFF Leica LIF Olympus OIR Olympus VSI Open Microscopy OME-TIFF Perkin Elmer QPTIFF Zeiss CZI Zeiss LSM Zeiss ZVI</p> <p>Z-STACKS</p> <p>3DHistech MRXS Aperio LEICA SVS Aperio LEICA SCN Hamamatsu NDPIS Huron Technologies TIFF Leica LIF Nikon ND2 Objective Imaging (Glissando) Open Microscopy OME-TIFF Olympus OIR Olympus VSI Sakura SVSLIDE Zeiss ZVI Zeiss LSM Zeiss CZI</p>	
--	---	---

From:
<https://docs.pathomation.com/my/> - **My Pathomation**

Permanent link:
<https://docs.pathomation.com/my/doku.php?id=start&rev=1706543502>

Last update: **2024/01/29 18:51**

