

# My Pathomation Start Page

My Pathomation is a cloud platform offering services for digital pathology applications.








## Features

With My Pathomation you can store and share images for all scanner file formats. It comes with advanced features like annotation tools, collection organisation, access management and student course building. Registered users can store whole slide images (WSIs) and share them in an easy and universal way.

Whole slide images can be organised in folders but also be part of Collections, which in turn can be part of Slideboxes.

The tag features provides an additional layer of data for identification.

				
<b>Register</b>	<b>Upload</b>	<b>Share</b>	<b>Teach</b>	<b>Learn</b>
an individual or organisation account	your digital pathology slides from your drives to the My Pathomation cloud	individual slides and slide collections with others either private or public	with live digital slide microscopy in your presentations or classes	at your own pace in on-line courses for students that have text instructions and interactive digital pathology slides

## Organisations

Organisations in My Pathomation offer many interesting new features including featuring your fully interactive slides in [courses](#) and [quizzes](#), and adding your own [personal branding](#).

Organisations have multiple user profiles including managers, content editors and members, each with different access rights.

My Pathomation also comes with a course builder tool and easy setup and management of groups and access right to all content.


## Storage Options and Pricing

My Pathomation offers free image storage up to 10GB. For storing larger volumes of images, a monthly, volume-based subscription fee is required starting at 30 EUR for 25GB storage. Users can increase and decrease their required storage volume as required per organisation or personal workspace. There is no upper limit for the storage volume.

Free	Prepaid	Custom
0€	From 30€	Contact Us
Full access to ALL apps & features Totally free 10GB user storage limit	Full access to ALL apps & features Per month billing Up to 1000GB limit	Full access to ALL apps & features Plan fully customized to your needs Custom storage options
Register Now	Register Now	Contact Us

## We Support You(r file types)

The My Pathomation cloud platform is compatible with all routine whole slide image formats. If you find a filetype that's not included that you'd like to use, we'd love to hear from you so we can integrate it into our platform!

<p><b>BRIGHTFIELD</b></p> <p>3DHistech MRXS  Aperio / Leica CWS  Aperio LEICA SCN  Aperio LEICA SVS  GE Omnyx / Inspirata RTS  GE Omnyx JP2  Generic JPG  Generic PNG  Generic TIFF  Hamamatsu NDPI  Hamamatsu VMS  Huron Technologies TIFF  JPEG 2000 encoded slides  Jpeg XR JXR  KFBio KFB  Menarini DSight Raw INI  Microsoft Deep Zoom .DZI  Motic MDS  Motic MDSX  Nikon ND2  Philips iSyntax  Philips TIFF  Olympus VSI  Olympus Webview  Open Microscopy OME-TIFF  Objective Imaging (Glissando)  Omero ZARR  Sakura SVSLIDE  Smartzoom SZI  Unic Tech TMAP  Ventana Roche BIF  (with and without TIFF)  Zeiss ZVI  Zeiss CZI  Zoomify ZIF</p>	<p><b>FLUORESCENT</b></p> <p>3DHistech MRXS  Aperio AFI  Aperio LEICA SCN  Aperio LEICA SVS  Hamamatsu NDPIS  Nikon ND2  Nikon TIFF  Leica LIF  Olympus OIR  Olympus VSI  Open Microscopy OME-TIFF  Perkin Elmer QPTIFF  Zeiss CZI  Zeiss LSM  Zeiss ZVI</p> <p><b>Z-STACKS</b></p> <p>3DHistech MRXS  Aperio LEICA SVS  Aperio LEICA SCN  Hamamatsu NDPIS  Huron Technologies TIFF  Leica LIF  Nikon ND2  Objective Imaging (Glissando)  Open Microscopy OME-TIFF  Olympus OIR  Olympus VSI  Sakura SVSLIDE  Zeiss ZVI  Zeiss LSM  Zeiss CZI</p>	
--	---	---

From: <https://docs.pathomation.com/my/> - **My Pathomation**

Permanent link: <https://docs.pathomation.com/my/doku.php?id=start&rev=1706624943>

Last update: **2024/01/30 17:29**

