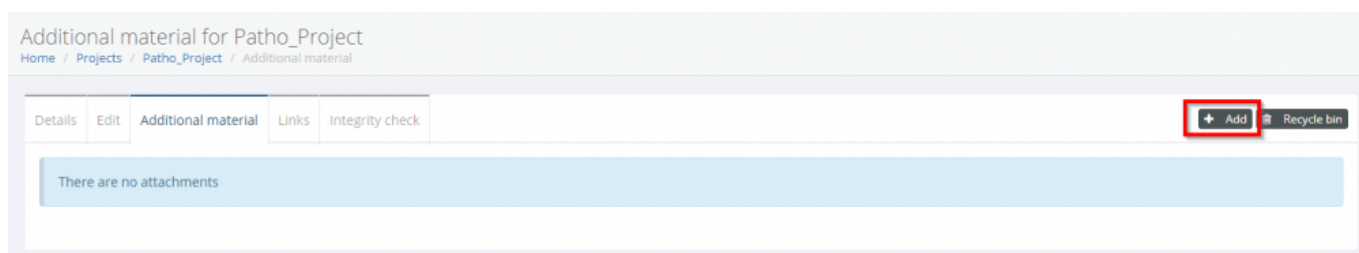


Adding Additional Material and Links

When [editing a project](#) the Additional material and Links tabs will allow you to add.... Additional material (i.e. non-WSIs) including videos or powerpoint presentations, and links to other websites.

Additional Material

Navigate to the 'Additional material' tab, and press add



Now you can define:

1. The title of the content
2. Toggle if it's for supervisors' eyes only
3. Define the type: Introductory, Supplemental or Learning content
4. Specify the file for upload
5. Further organize the content by Topics which you can Add using the Add button, or select from a dropdown menu of topics you've already defined
6. Describe the additional material
7. And save when you're done

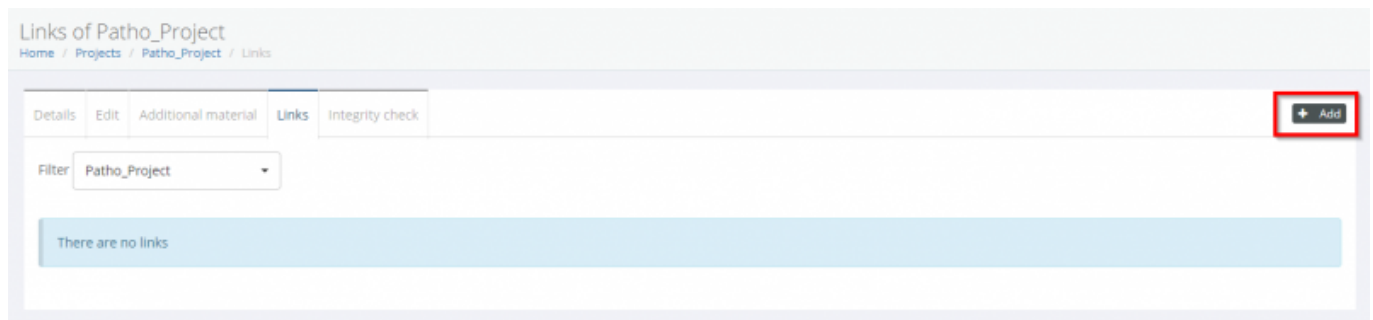
A screenshot of the 'Add additional material' form in the Patho_Project interface. The breadcrumb trail at the top reads 'Home / Projects / Patho_Project / Create'. Below the breadcrumb, there are four tabs: 'Details', 'Edit', 'Additional material' (which is active), and 'Links'. The form contains the following fields:

- Project:** A dropdown menu with 'Patho_Project' selected.
- Title:** A text input field.
- Supervisor only:** A checkbox that is currently unchecked.
- Type:** A dropdown menu with 'introductory material' selected.
- File:** A file upload area showing 'No file selected' and a 'Choose File' button. Below this, it states 'Max file size: 10Mb (jpg, jpeg, png, pdf, doc, docx, ppt, pptx, avi, mp4, ogv, webm)'.
- Topic:** A dropdown menu with an 'Add' button next to it.
- Description:** A large text area for describing the material.

At the bottom of the form, there are two buttons: 'Save' and 'Back to list'.

Links

Navigate to the 'Links' tab, and press add



Links of Patho_Project

Home / Projects / Patho_Project / Links

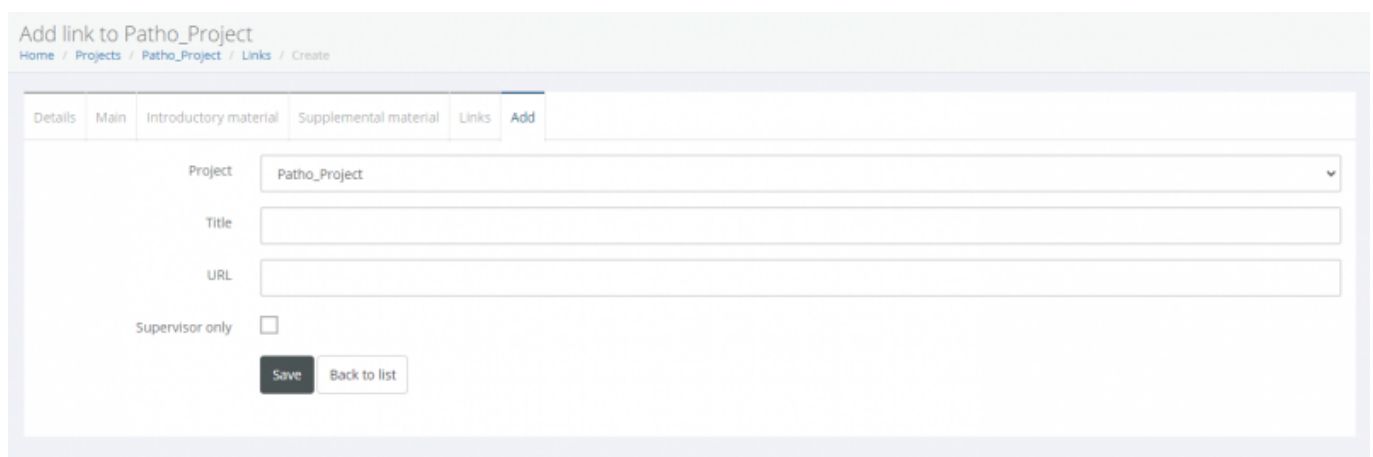
Details Edit Additional material **Links** Integrity check

Filter Patho_Project

There are no links

Now you can define:

1. The title you want to give to the link
2. The URL / web address you want to link to
3. Toggle if it's for supervisors' eyes only
4. Save when you're done!



Add link to Patho_Project

Home / Projects / Patho_Project / Links / Create

Details Main Introductory material Supplemental material Links **Add**

Project Patho_Project

Title

URL

Supervisor only ☐

Save Back to list

From:
<https://docs.pathomation.com/pathotrainer/> - Pathotrainer

Permanent link:
https://docs.pathomation.com/pathotrainer/doku.php?id=additional_material_and_links

Last update: 2023/11/30 17:41

