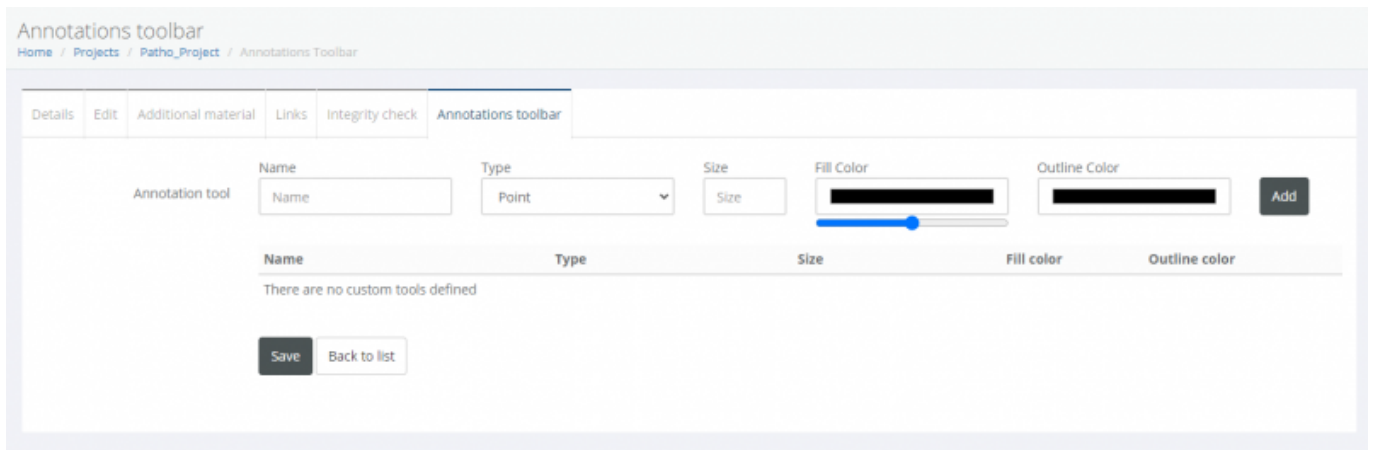


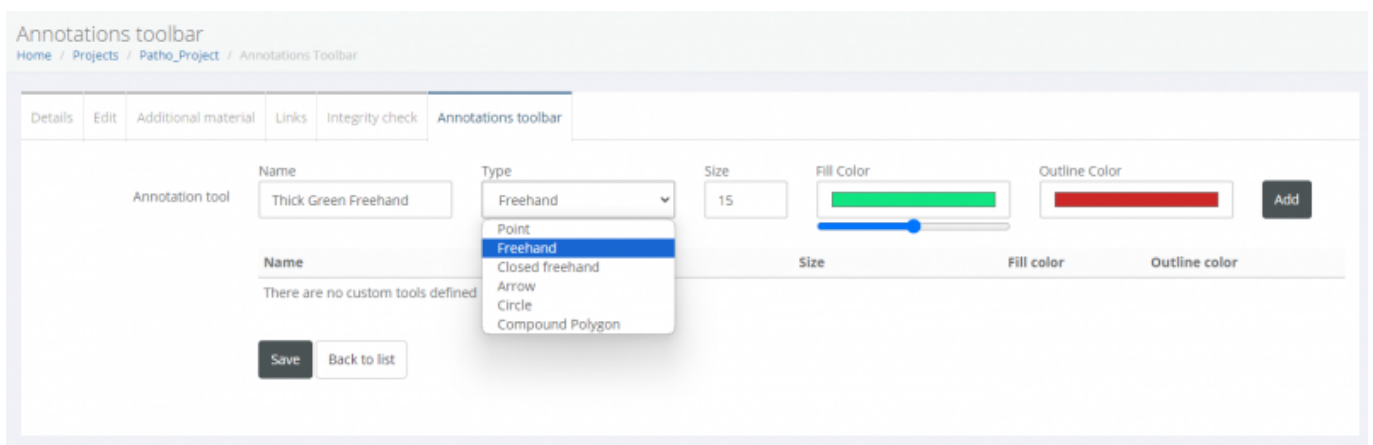
Custom Annotation Tools

After selecting the Annotations toolbar tab when [editing a project](#) you will be able to define custom annotation tools. This is useful if you want all project users to use the same indications e.g. all macrophages are marked with blue freehand annotations, or if you want quick access to particular styles of annotation with fewer clicks.

Here you can set the name of the tool by it's style e.g. "Red freehand" or it's what it's intended to annotate e.g. "Melanoma"



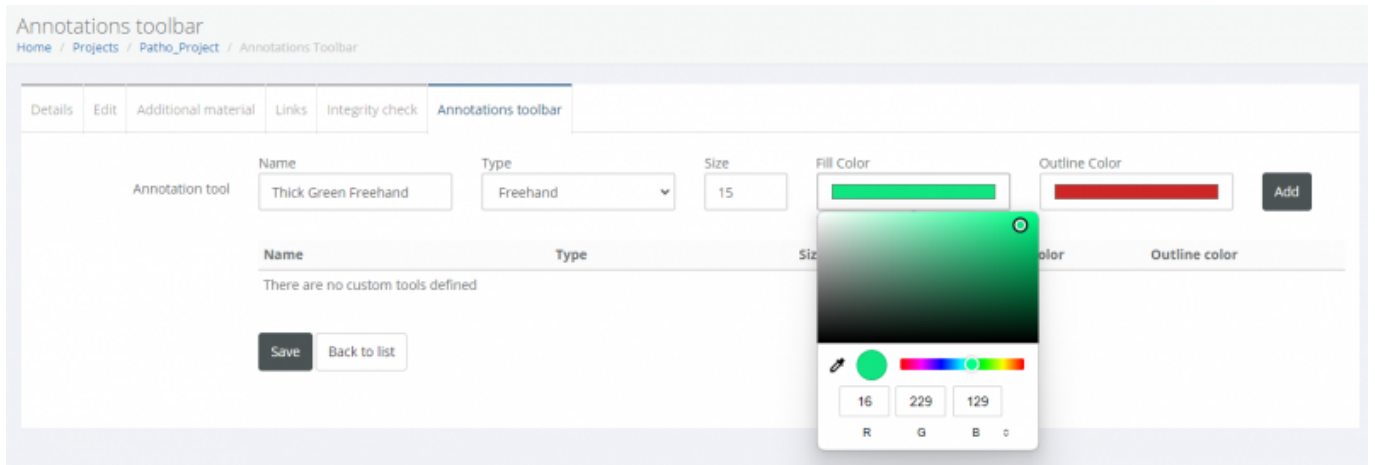
From the dropdown menu you can select what drawing behaviour the annotation tool will have



You can select the RGB colour by using the slider + colour map, or by precisely inputting numerical RGB values

Last update:

2023/11/30 17:16 custom_annotation_tools https://docs.pathomation.com/pathotrainer/doku.php?id=custom_annotation_tools&rev=1701353792



From:

<https://docs.pathomation.com/pathotrainer/> - Pathotrainer

Permanent link:

https://docs.pathomation.com/pathotrainer/doku.php?id=custom_annotation_tools&rev=1701353792

Last update: 2023/11/30 17:16

