

# Interaction Modes with Case Collections

There are different interaction modes which can be set per Case Collection during a training session. Users of a training session will only be able to see a Case Collection in the way designated by Project Owners/Supervisors.


The interaction modes [can be adjusted at any time before or during a session for all or just a subset of users](#).

This allows Supervisors/Project Owners to hide advanced content until Users have finished the preceding content, allow browsing of slide content without scoring, facilitate consensus scoring with or without Users being able to see each other's answers, and much more.

The standard possible interaction modes are listed below:


- **Browse** - Only the slides & published case comments are displayed, no scoring form.
- **Test active** - The slides and scoring form are displayed to the participants for them to fill in data per case. Answers are not revealed.
- **Self test** - The slides and scoring form are displayed to the participants. The correct answers and annotations (if made) are immediately displayed to the participant when they submit their answer to each case.
- **Board** - Slides and form data can be viewed collaboratively and a chatbox is enabled
- **Consensus View** - the consensus/ground truth answers of the scoring form are available for the participants to see
- **Consensus Score Edit** - (Admin only) User(s) in this state will be able to change the consensus/ground truth form data, and (if enabled) draw consensus annotations.
- **Hidden** - The case collection is not visible or accessible in the list of Case Collections in the Training Session
- **Locked** - The case collection is visible in the list of Case Collections in a Training Session but it cannot be entered.
- **Self review** - The slides, the consensus/ground truth score for the case, and the user's own score is displayed
- **Review** - The slides, the consensus/ground truth score for the case, and all user's scores are displayed
- **Clinical Information Edit** - (Admin only) enter the clinical information data of this case in the clinical information form

For making a customized interaction mode, see following page [Custom Interaction Modes](#)

PMA.control test environment User  ?

## Training Session Test




Before starting, please take a few moments to complete a short questionnaire

 Test form Done ✓ >

---

Case collections

A project to show how easy it is to start a project!

 Test <span style="float: right;">Locked</span>
 Test 3 <span style="color: blue;">0/9 cases evaluated</span> <span style="float: right;">Take the test by scoring each case &gt;</span>
 Test 2 <span style="float: right;">Browse the slides &gt;</span>

From: <https://docs.pathomation.com/pathotrainer/> - Pathotrainer

Permanent link: [https://docs.pathomation.com/pathotrainer/doku.php?id=interaction\\_modes&rev=1763563783](https://docs.pathomation.com/pathotrainer/doku.php?id=interaction_modes&rev=1763563783)

Last update: **2025/11/19 17:49**

