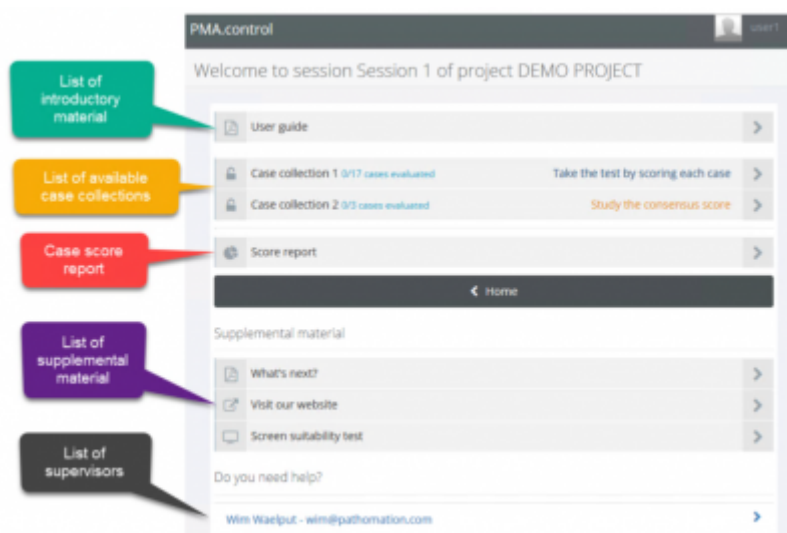


Session page (Project Owner and Supervisor)

General Overview

Once you join a session, you will have access to the available case collections as well as all supplemental material related to the session. The exact layout of a session may vary depending on the configuration. A typical setup is illustrated below.

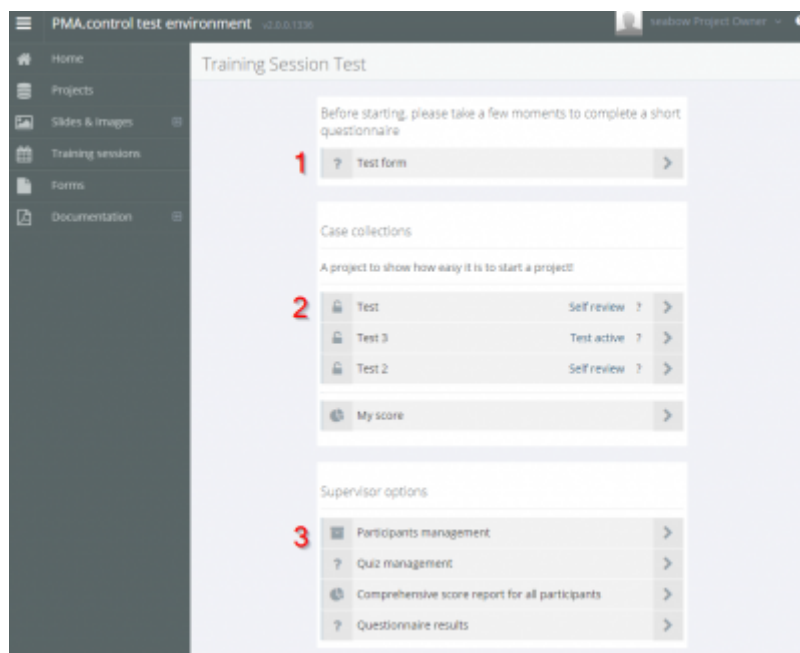


Supervisor and Project Owner Specifics

In addition to the material presented to the trainees, a Supervisor/Project Owner also sees additional options not presented to the trainees in the Supervisor Options menu (3)

This contains the:

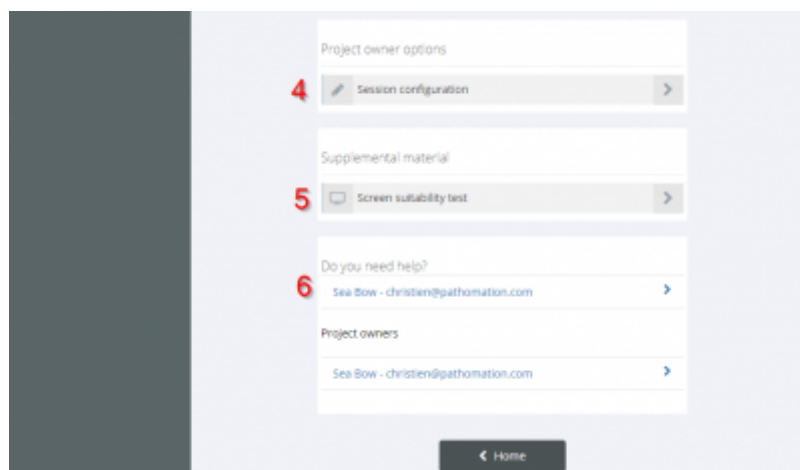
- participants management page where slides and forms can be made available for different types of testing, or hidden/locked.
- comprehensive score report of all participants.
- questionnaire results



Project owners will also see the Project Owner menu (4) in which they can select Session Configuration - this will take them through to the project editing menu.

Supplementary material (5) will always contain the screen suitability test to allow participants to configure their screen contrast, and any other material or links added.

Contact information (6) is provided for the administrators and supervisors of the session.



From:
<https://docs.pathomation.com/pathotrainer/> - **Pathotrainer**

Permanent link:
https://docs.pathomation.com/pathotrainer/doku.php?id=session_main_page_supervisor

Last update: **2024/01/03 13:50**

