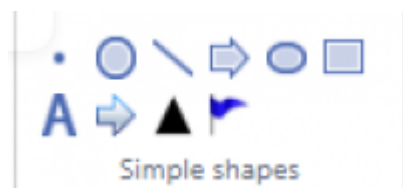


Simple shapes

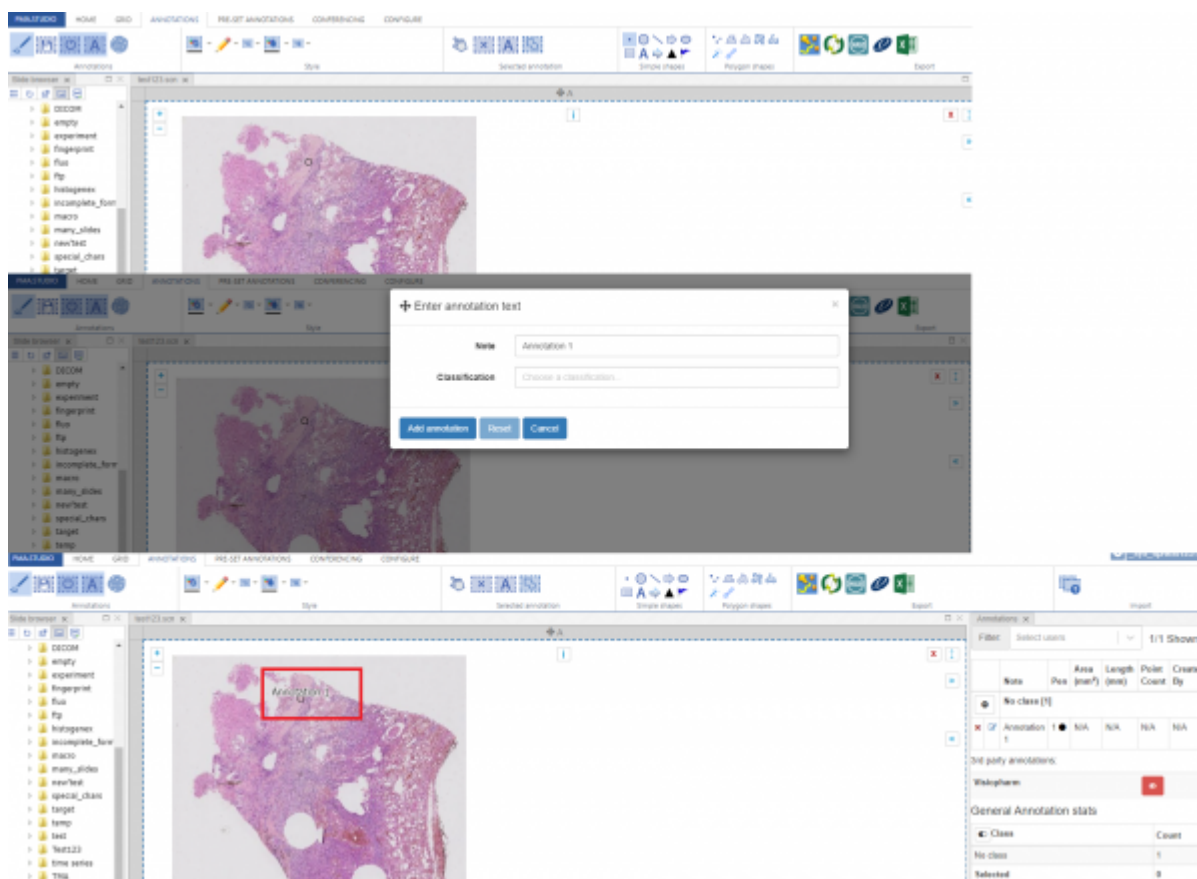
Below are the set of simple shapes that can be added to a annotation.



- Point
- Circle
- Line
- Arrow
- Ellipse
- Rectangle
- Text
- Landmark 1
- Landmark 2
- Landmark 3

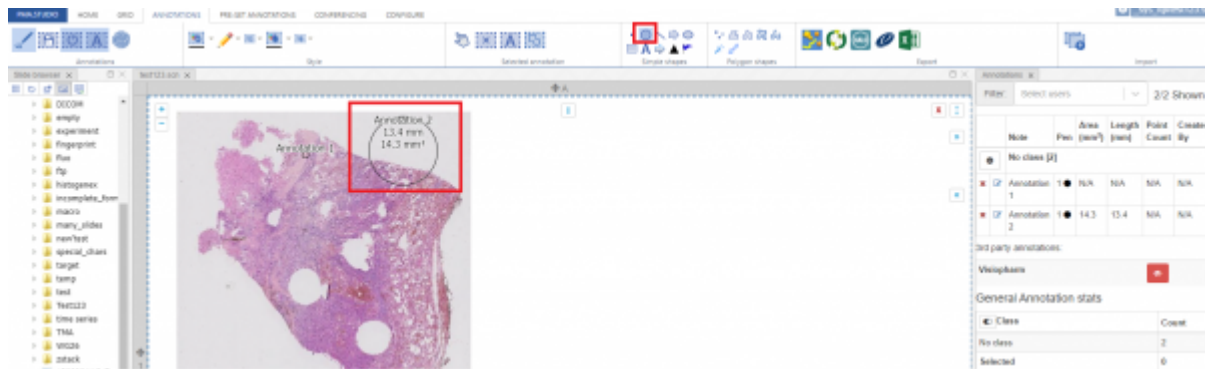
Point Shape

Lets start with drawing a point, once you select the shape and click on the slide; a point will be drawn and a popup dialog would appear that would allow you to add annotation title and classification. Once you press “Add Annotation” the annotation will be saved and will appear on the slide.



Circle Shape

Next is “Circle” tool that allows you to draw circle annotation on a slide.



From:
<https://docs.pathomation.com/pimsls/3.0.1/> - PIMS LS 3.0.1

Permanent link:
https://docs.pathomation.com/pimsls/3.0.1/doku.php?id=annotations_simple&rev=1650554866

Last update: 2022/04/21 18:27

