

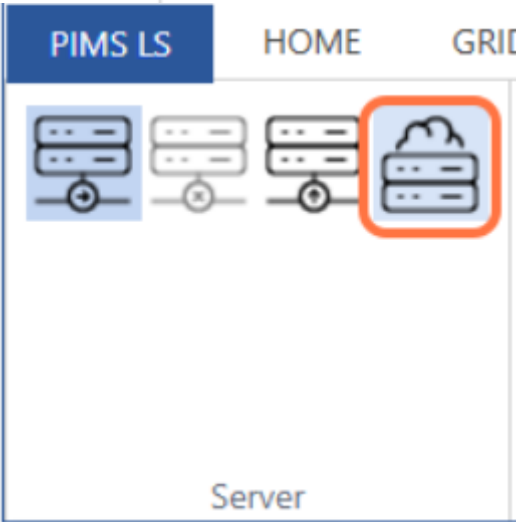
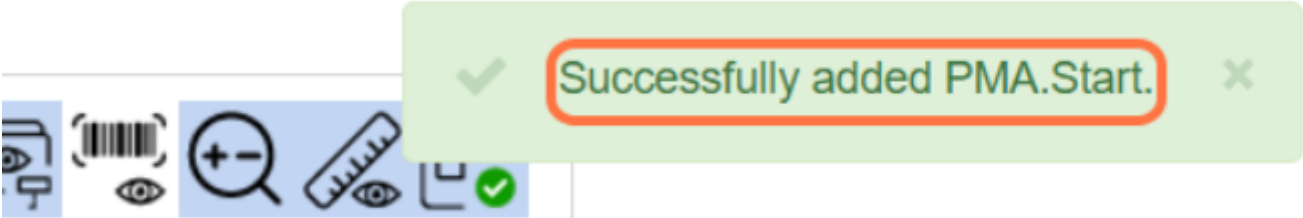
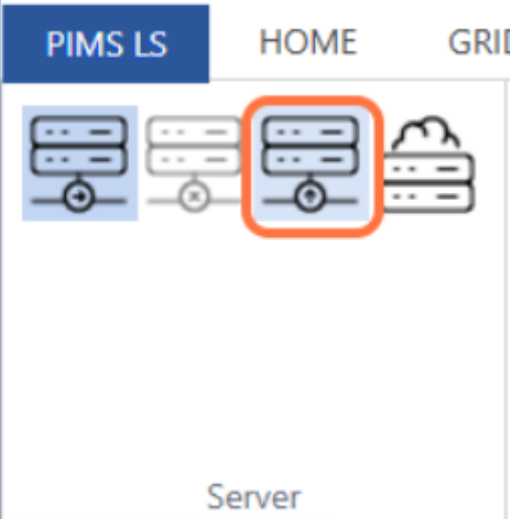
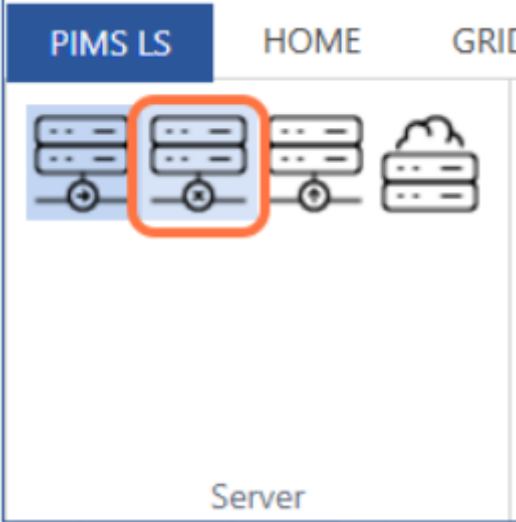
# Configure Server

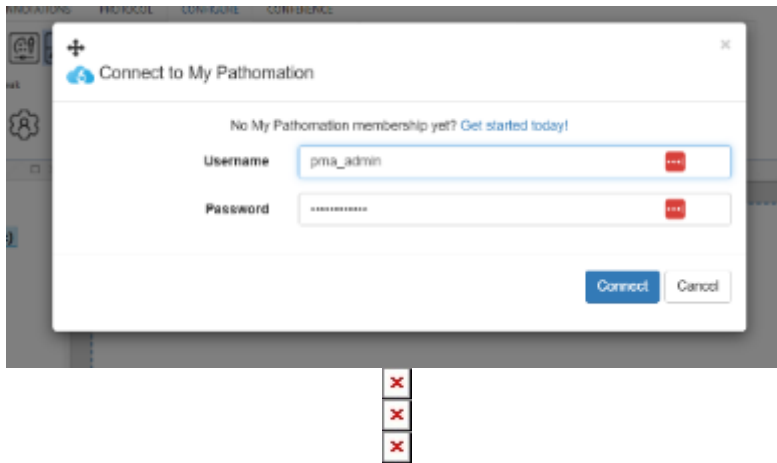
The Server toolgroup in the configure tab contains everything you need to connect to different kinds of storage.

Not only can you connect to other PMA.Cores, but also to storage on Pathomation's cloud platform [My Pathomation](#) if you have an account - FYI your first 10 GB is free!

You can also connect to [PMA.start](#), our desktop application for local storage connection.







From:  
<https://docs.pathomation.com/pimsls/3.0.1/> - **PIMS LS 3.0.1**

Permanent link:  
<https://docs.pathomation.com/pimsls/3.0.1/doku.php?id=configserver&rev=1733316284>

Last update: **2024/12/04 15:44**

