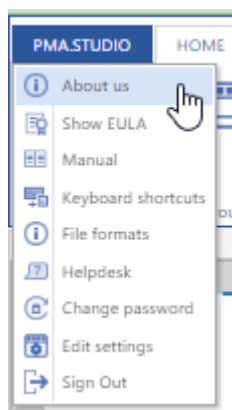


Context menu

The product indication label in the top-left corner of the PMA.studio and PMA.vue user interface serves as a drop-down menu.



The items in the menu are the same for PMA.studio and PMA.vue.

About us

This menu option brings up the about dialog with general information about the system.

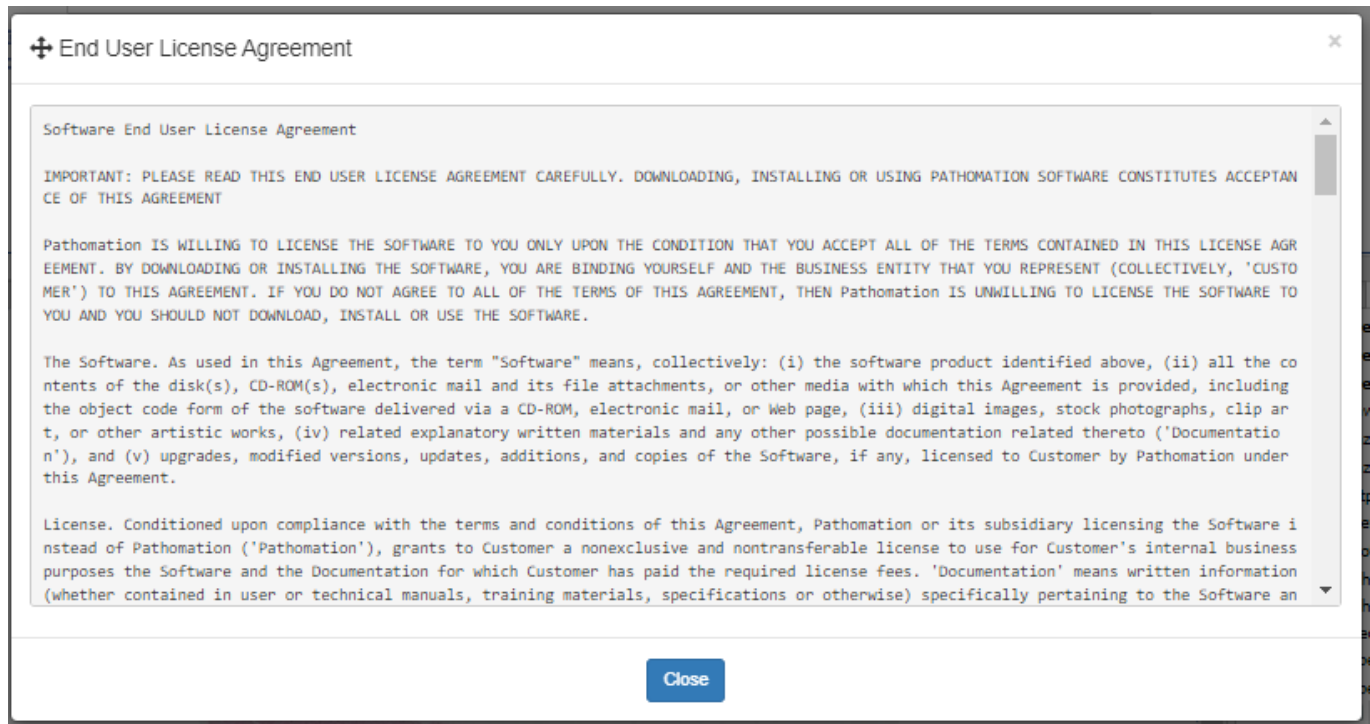
This menu option is helpful in determining whether you use PMA.vue or PMA.studio, and what version.



If connected to a PMA.core instance and looking at a slide, the information is included in the dialog (as in the example above).

Show EULA

Pulls up the End-User License Agreement.



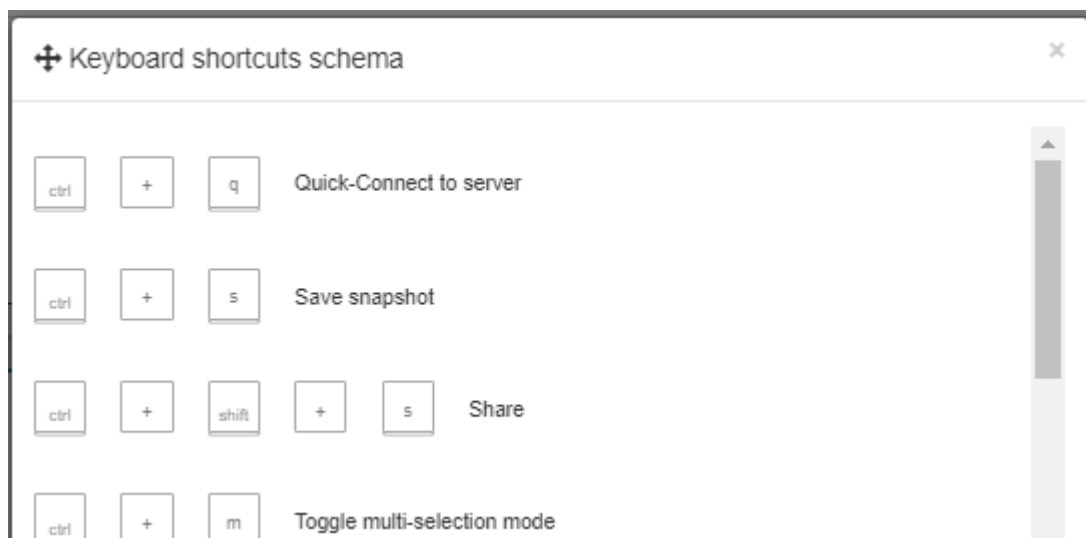
An organization can customize the EULA based on specific needs or use cases (e.g. [RUO](#) related).

Manual

Takes you to [this website](#).

Keyboard shortcuts

Brings up available keyboard shortcuts for navigating between slides and within a slide.



Keyboard shortcuts that were defined in addition to make certain ribbon-options more directly accessible are not included in this list.

File formats

Helpdesk

Change password

Edit settings

Sign out

From:

<https://docs.pathomation.com/pimsls/3.0.1/> - **PIMS LS 3.0.1**

Permanent link:

https://docs.pathomation.com/pimsls/3.0.1/doku.php?id=context_menu&rev=1671025927

Last update: **2022/12/14 16:52**

