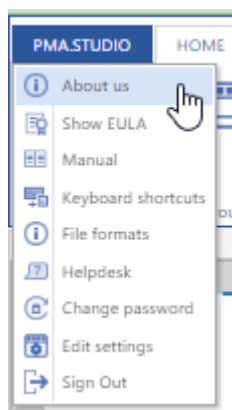


## Context menu

The product indication label in the top-left corner of the PMA.studio and PMA.vue user interface serves as a drop-down menu.



The items in the menu are the same for PMA.studio and PMA.vue.

### About us

This menu option brings up the about dialog with general information about the system.

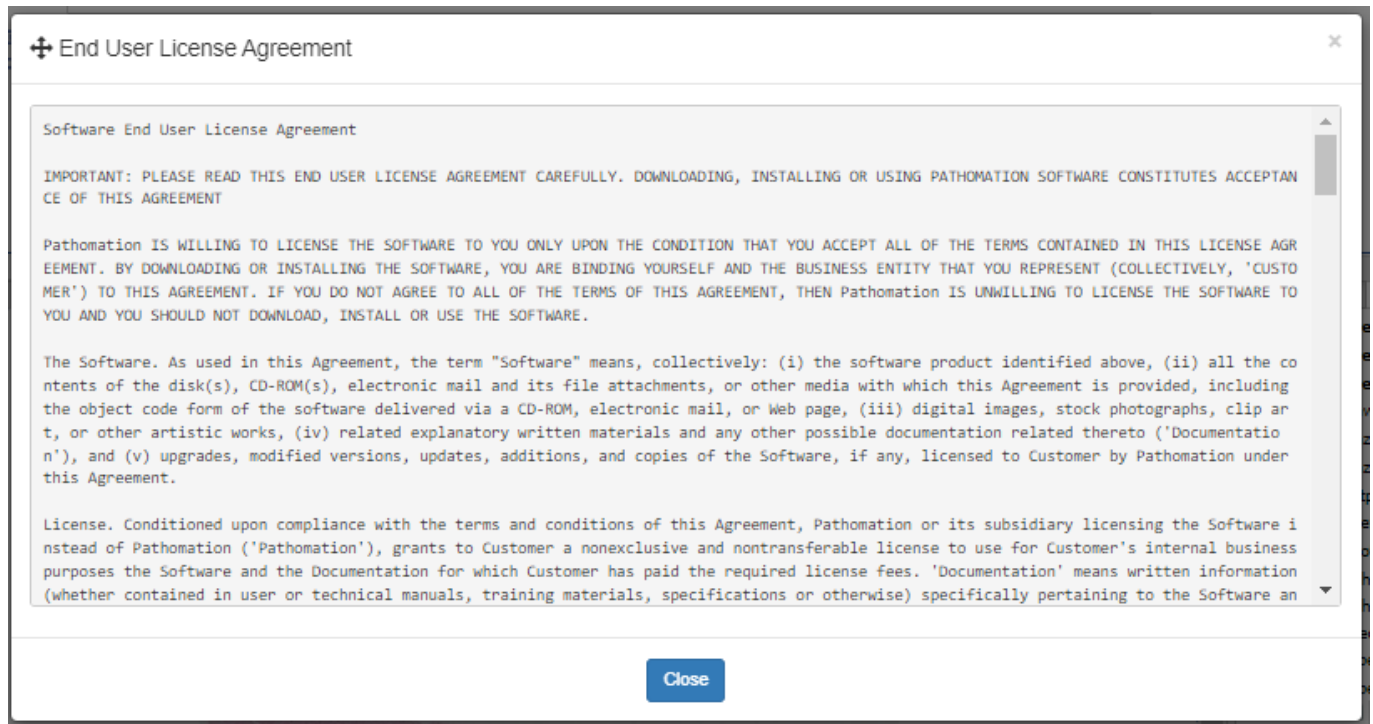
This menu option is helpful in determining whether you use PMA.vue or PMA.studio, and what version.



If connected to a PMA.core instance and looking at a slide, the information is included in the dialog (as in the example above).

### Show EULA

Pulls up the End-User License Agreement.



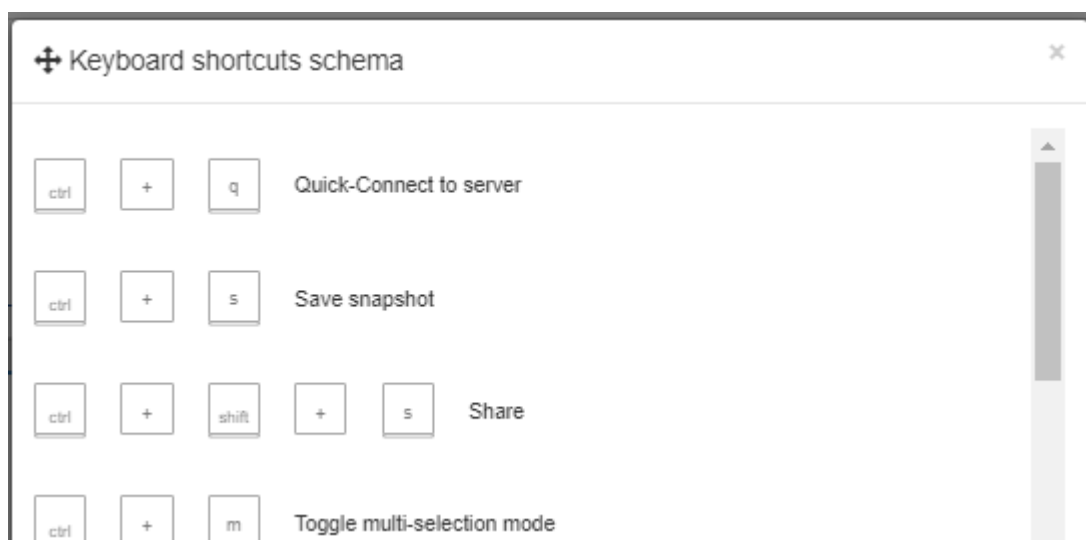
An organization can customize the EULA based on specific needs or use cases (e.g. [RUO](#) related).

## Manual

Takes you to [this website](#).

## Keyboard shortcuts

Brings up available keyboard shortcuts for navigating between slides and within a slide.



Keyboard shortcuts that were defined in addition to make certain ribbon-options more directly accessible are not included in this list.

## File formats

This menu option takes you to [a live website where all currently supported file formats are listed](#).

### Supported WSI formats

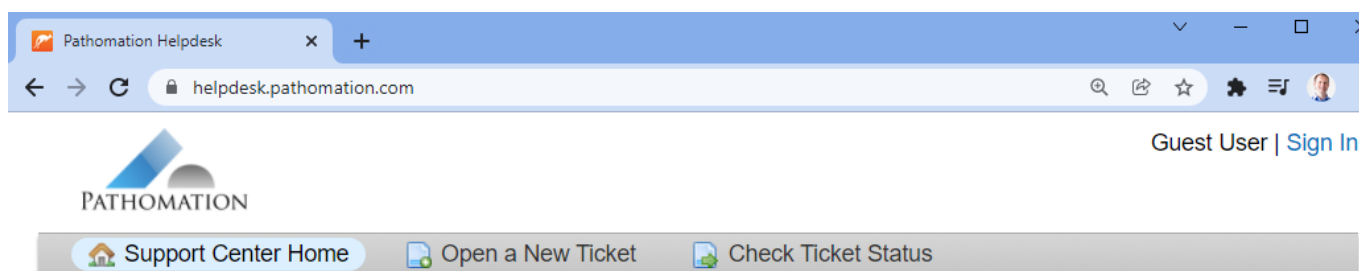
- Number of brightfield formats: 39
- Number of fluorescent formats: 19
- Number of z-stacking formats: 19

VENDOR / FILE FORMAT	EXTENSION	COMPRESSION	BRIGHTFIELD	FLUORESCENCE	Z-STACKING
TIFF	.tif, .tiff	JPEG, JPEG2000, LZW, Deflate, Raw, RLE	✓		
JPEG	.jpeg, .jpg	JPEG	✓		
JPEG 2000	.jp2	JPEG2000	✓		
PNG	.png	PNG	✓		
Olympus VSI	.vsi	lossless JPEG, JPEG, ...	✓	✓	✓

The list may slightly differ from the actual file formats that *you* can read, because your [PMA.core tile server](#) may not be the most current version.

## Helpdesk

Pathomation has a [helpdesk](#), where anybody with any question about us or our products, can file a ticket 24/7.



## Welcome to the Support Center

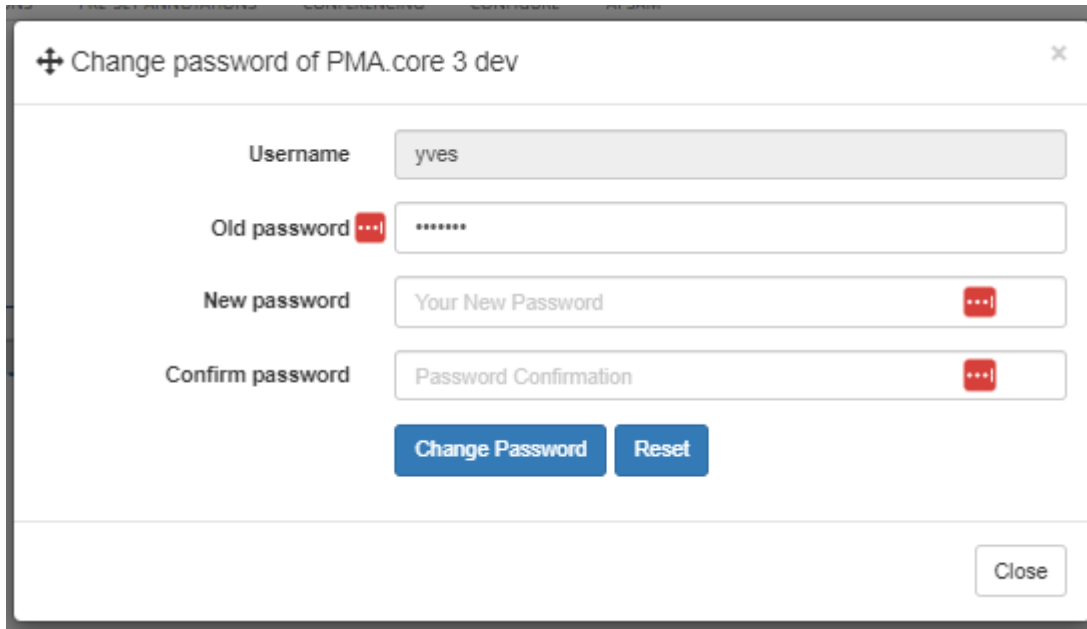
In order to streamline support requests and better serve you, we utilize a support ticket system. Every support request is assigned a unique ticket number which you can use to track the progress and responses online. For your reference we provide complete archives and history of all your support requests. A valid email address is required to submit a ticket.

[Open a New Ticket](#)
[Check Ticket Status](#)

We then do our best to get back to you as soon as possible, with an adequate solution.

## Change password

If you're logged in to a particular PMA.core instance (PMA.vue users only see one anyway; PMA.studio may have multiple to choose from), you can use this dialog to change your password.



✚ Change password of PMA.core 3 dev ✕

Username

Old password

New password

Confirm password

Passwords are case sensitive! If your password is Gr33nGr4ss, you may only enter it exactly so. Alternatives like gr33ngr4ss or GR33NGR4SS will not allow you access to the system.

## Edit settings

Edit settings specifically linked to your own profile.

+

User settings

×

Settings	Value
Show annotation dialog	<input checked="" type="checkbox"/>
Auto save annotations	<input type="checkbox"/>
Restart annotations drawing	<input type="checkbox"/>
Show slide info button	<input checked="" type="checkbox"/>
Show full slide path in Viewport	<input checked="" type="checkbox"/>
Snapshot filename template	<div>snapshot_%date%_%i<div>DateTimeFolderSlide</div></div>

Save

Cancel

Note that your profile is linked to PMA.studio, and not to one particular PMA.core instance!

## Sign out

Sign out of all connected PMA.core instances and return to the login screen.

From:  
<https://docs.pathomation.com/pimsls/3.0.1/> - **PIMS LS 3.0.1**

Permanent link:  
[https://docs.pathomation.com/pimsls/3.0.1/doku.php?id=context\\_menu&rev=1671027786](https://docs.pathomation.com/pimsls/3.0.1/doku.php?id=context_menu&rev=1671027786)

Last update: **2022/12/14 17:23**

