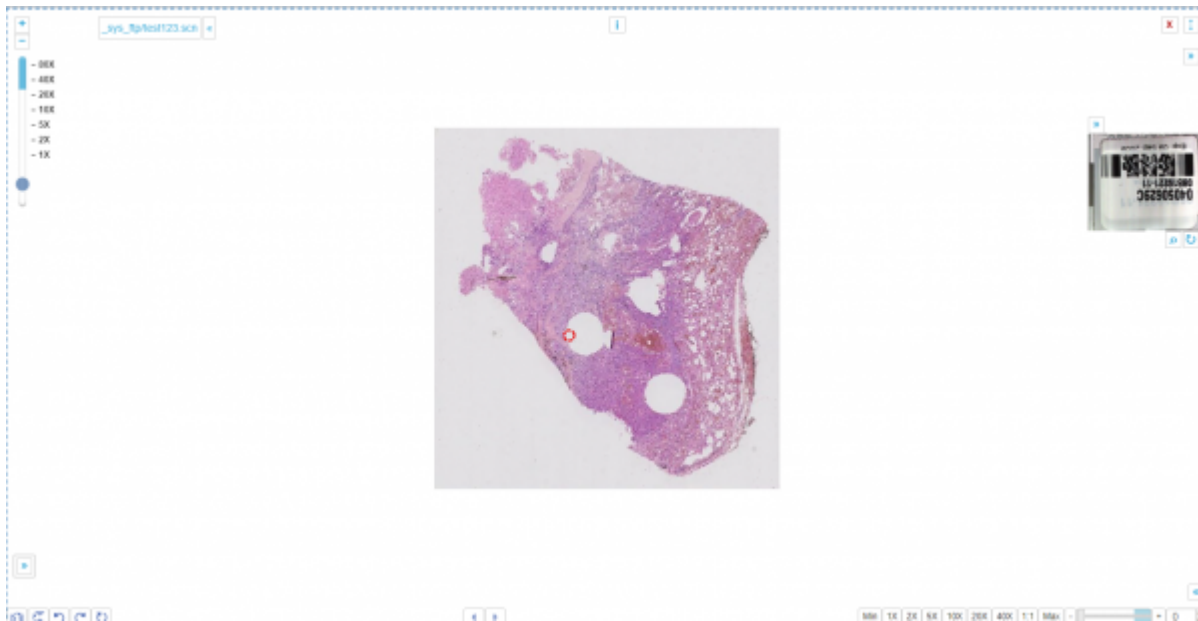


Viewport

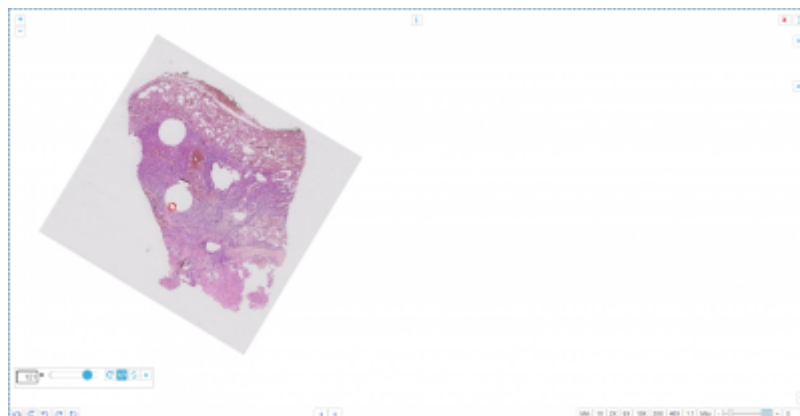
PMA.studio incorporates the PMA.UI framework, which includes a versatile viewport for control.



PMA.studio viewport is web-based and independent; the front-end runs in the webbrowser of your choice. You can use it to perform multiple actions on slide.

Getting around

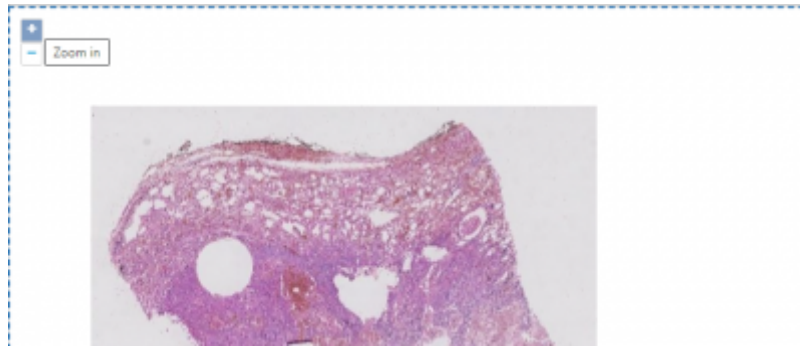
If you want to rotate a slide, use the rotation widget in the bottom left of the screen for simpler mouse control, or to enter very precise rotation angles.



PMA.studio viewport offers different ways to zoom in on a slide.

The simplest way is to use the scrollwheel on your mouse: pushing the scrollwheel forward (away from you) lets your zoom in; bringing it toward you (or scrolling backwards) zoom out again. Furthermore, we've optimized the speed of interaction so that you can go from the highest level of viewing to the deepest level in one smooth sweeping motion.

If you don't have a mouse, or want precision control, you can use the zoom controls in the top-left corner of the screen, too. There are plus and minus button to zoom in (increase magnification) or zoom out (reduce magnification).



From:

<https://docs.pathomation.com/pimsls/3.1.0/> - **PIMS LS 3.1.0**

Permanent link:

https://docs.pathomation.com/pimsls/3.1.0/doku.php?id=panel_viewport&rev=1651781885

Last update: **2022/05/05 23:18**

