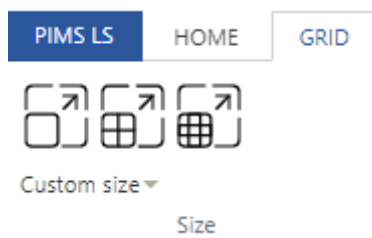


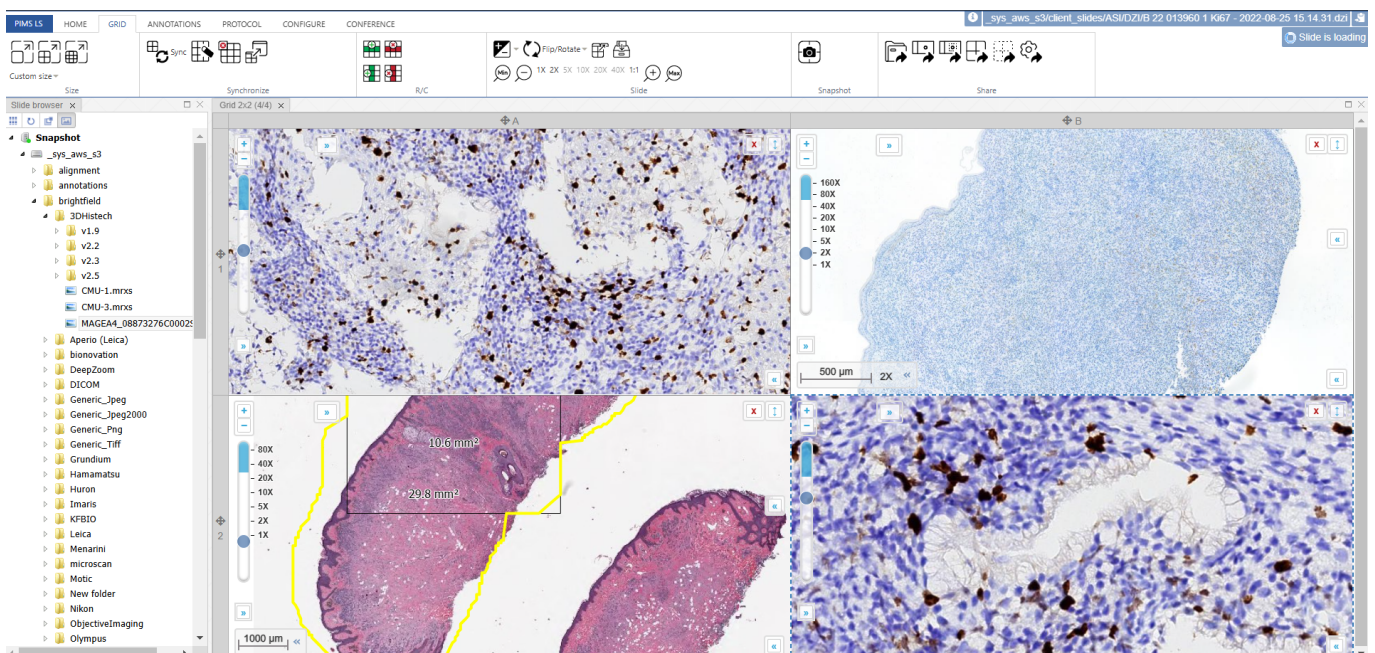
Grid: Size Tool Group

The Size toolgroup contains icons for changing how many cells are visible in your viewport



Top row

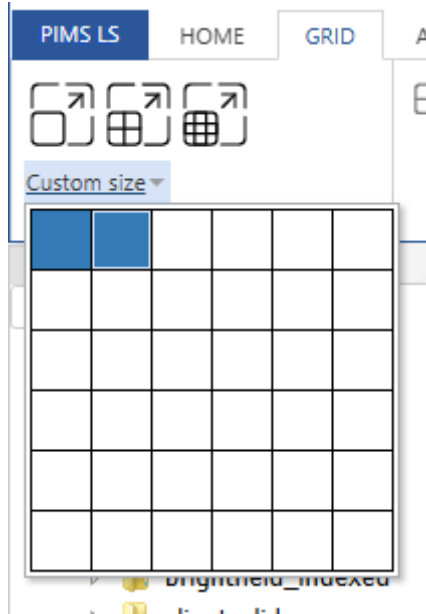
In the top row you can see icons for making a 1x1, 2x2, and 3x3 viewport grid, with 1, 4 and 9 images - respectively. The 2x2 option is shown below:



When you click one of the options, the software will ask if you want to keep the current images or replace them.

Bottom row

The custom size button allows you select how many cells tall and wide you want your viewport to be.



From:
<https://docs.pathomation.com/pimsls/3.1.0/> - **PIMS LS 3.1.0**

Permanent link:
<https://docs.pathomation.com/pimsls/3.1.0/doku.php?id=size&rev=1731930391>

Last update: **2024/11/18 14:46**

