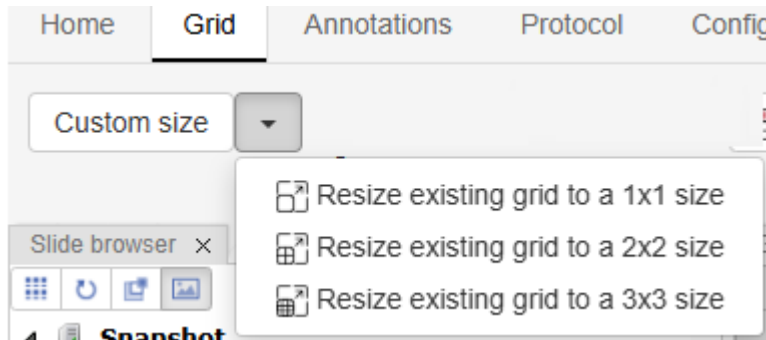
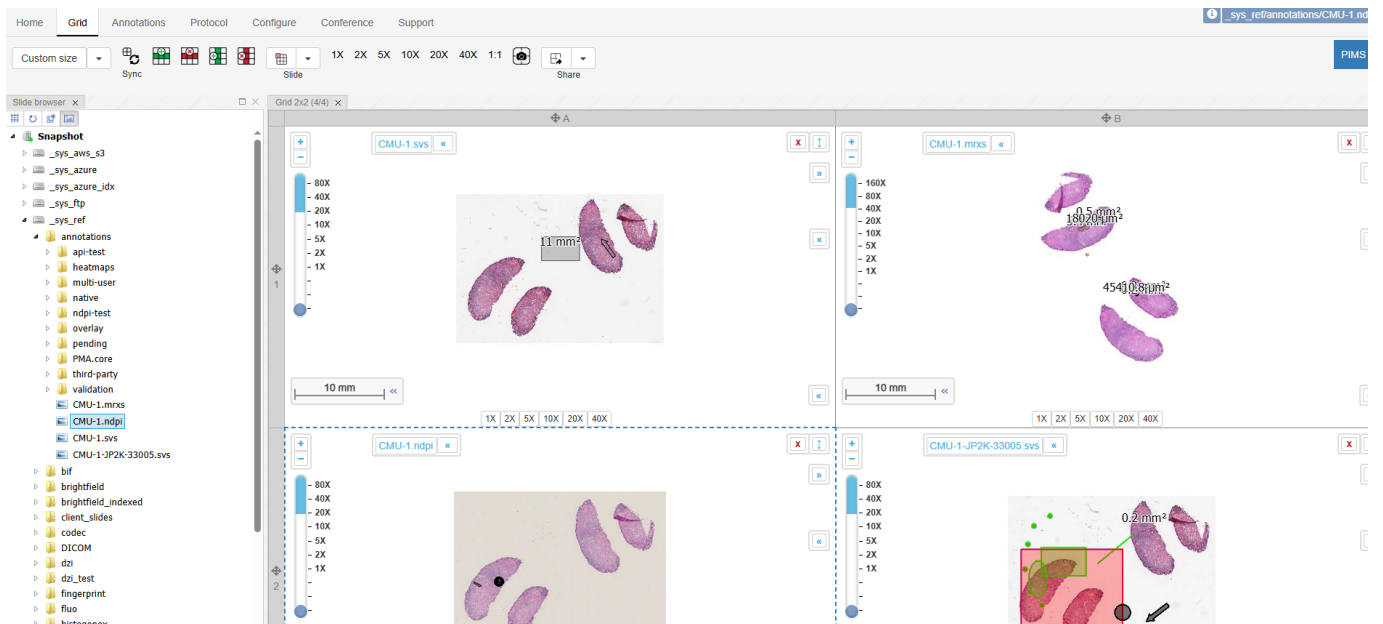


# Grid: Size Tool Group

The Size dropdown tool contains icons for changing how many cells are visible in your viewport



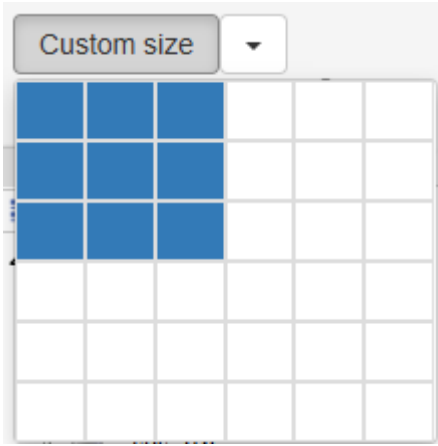
User can make a 1x1, 2x2, and 3x3 viewport grid, with 1, 4 and 9 images - respectively. The 2x2 option is shown below:



When you click one of the options, the software will ask if you want to keep the current images or replace them.

## Bottom row

The custom size option allows you select how many cells tall and wide you want your viewport to be.



From:  
<https://docs.pathomation.com/pimsls/3.1.0/> - **PIMS LS 3.1.0**

Permanent link:  
<https://docs.pathomation.com/pimsls/3.1.0/doku.php?id=size&rev=1746904482>

Last update: **2025/05/10 22:14**

