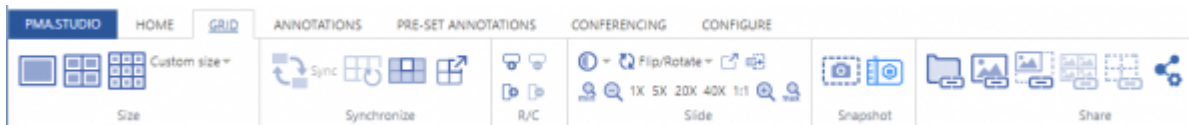


# Working with grids

PMA.studio uses viewport as a grid system. UI provides a separate tab “GRID” to perform grid operations on the viewport.



“GRID” tab consists of 6 sections:

1. Size
2. Synchronize
3. R/C
4. Slide
5. Snapshot
6. Share

## Size

Size section allows you to break viewport as a grid system with different sizes. This includes grid sizes of 1x1,2x2,3x3 and even you can customized the grid size according to your need.



### (1x1 Grid size)

First grid option allows you to divide the viewport into 1x1 column grid.



### (2x2 Grid size)

Second grid option divides the viewport into 2x2 column grid.



### (3x3 Grid size)

Third grid option divides the viewport into 3x3 column grid.



### (Custom Grid size)

You can even customize the grid according to your need by using the custom grid option.



## Synchronize

This section allows you to perform different actions as a whole on individual grid column or as a whole grid system. It is further divided into 4 sub actions:



### Toggle synchronous navigation between cells in the current grid

This button allows you to perform set of synchronous actions on whole grid.

### Clear all grid cells

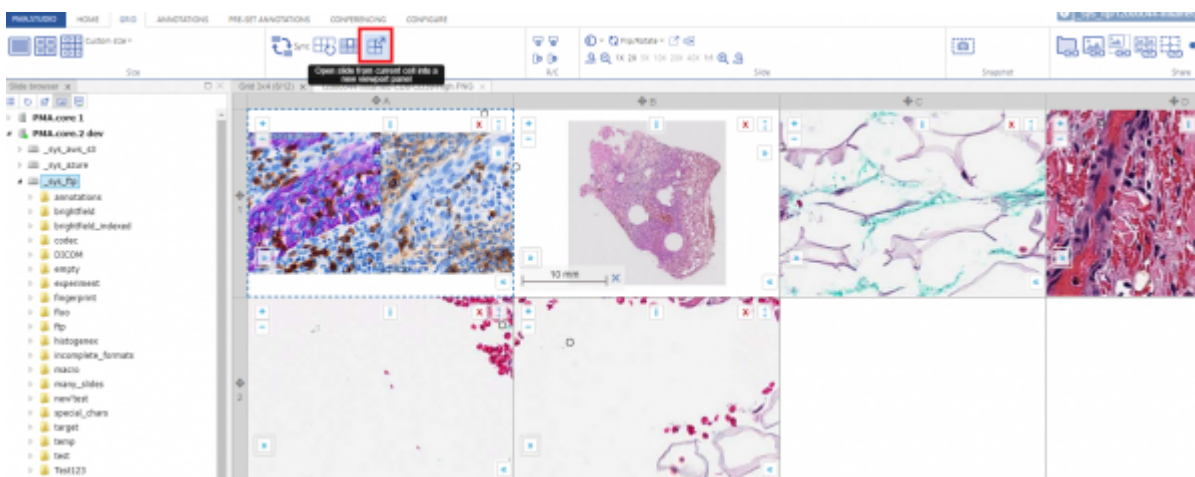
This button allows clearing all the grid cells at the same time

### Clear current cell only

This button allows to clear the selected grid cell only

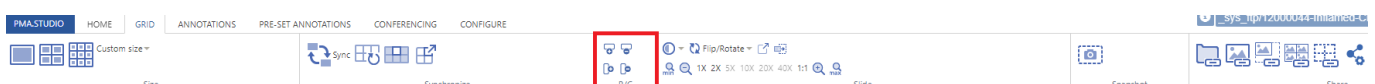
### Open current slide into separate viewport panel

This button opens the current selected slide into a separate viewport tab



### RC

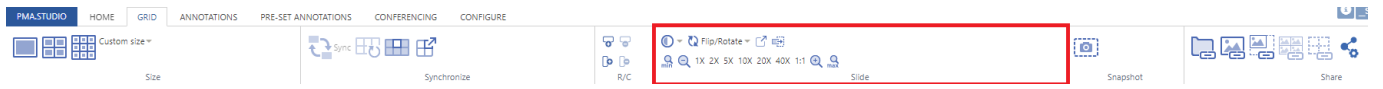
This section allows you to add or remove rows/columns to a grid.



# Slide

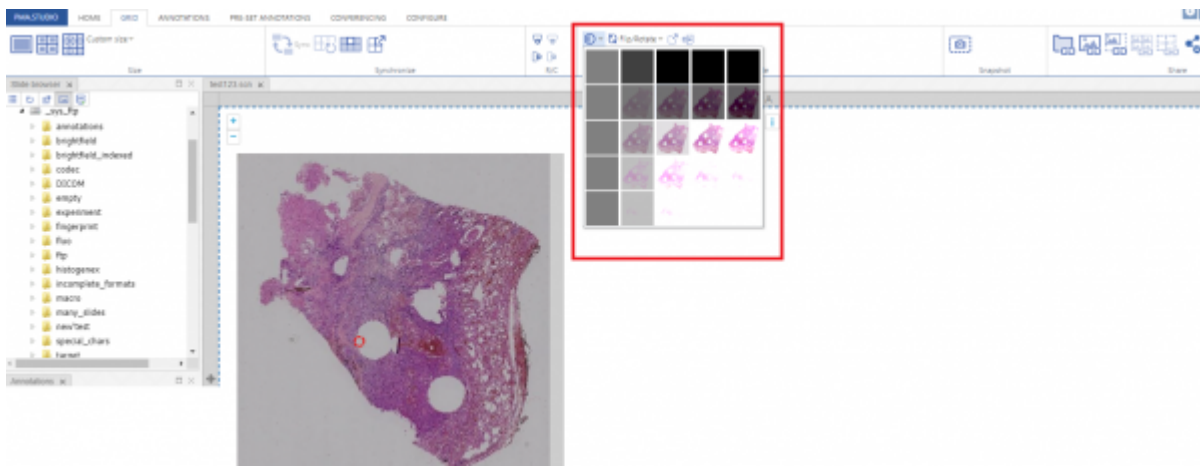
This section consists of set of tools that includes:

1. Changing contrast/exposure of selected slide
2. Rotation of slide
3. Pop out selected slide
4. Send slide to Tray
5. Zoom in and Zoom out selected slide



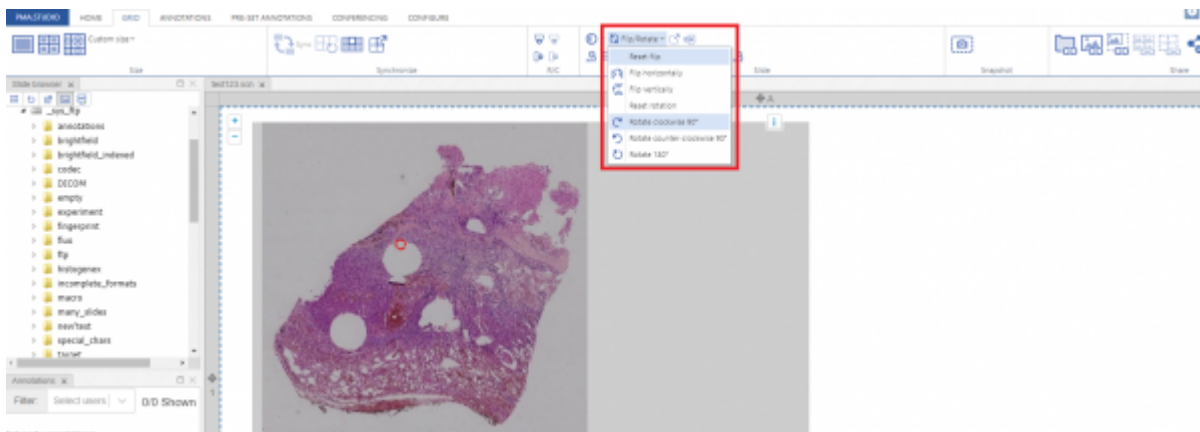
## (Changing contrast of selected slide)

This tool allows you to change contrast of selected slide.



## (Rotation of slide)

This tool allows you to rotate slide as per your convenience.



From:

<https://docs.pathomation.com/pimsls/3.1.0/> - **PIMS LS 3.1.0**

Permanent link:

[https://docs.pathomation.com/pimsls/3.1.0/doku.php?id=slides\\_grid&ev=1651002888](https://docs.pathomation.com/pimsls/3.1.0/doku.php?id=slides_grid&ev=1651002888)

Last update: **2022/04/26 22:54**

