

About PIMS LS: PIMS for Life Sciences 3.3.0

Welcome to PIMS LS (formerly PMA.studio), an integrated web-based environment for whole slide image (WSI) data, digital pathology, and virtual microscopy alike, developed by [Pathomation](#).

With PIMSLS Pathomation has developed a true cockpit for imaging scientists and histopathologists.

The user is not locked into a fixed user interface - customization is a key characteristic of PIMSLS and the philosophy underpinning it's development.

Guided by user experience and feedback, PIMSLS provides standard features which are considered essential and that should not be changed, but apart from those, the [user interface](#) can be extensively customized both by daily users - by pulling in different panels.

Whether you're looking to annotate slides, integrate distributed heterogeneous databases with your slides, or are looking to host collaborative long-distance tele-conferences, Pathomation's PMA.studio is a true cockpit for the pathologist and (imaging) research scientist alike.

PIMSLS hosts a slew of innovative features:

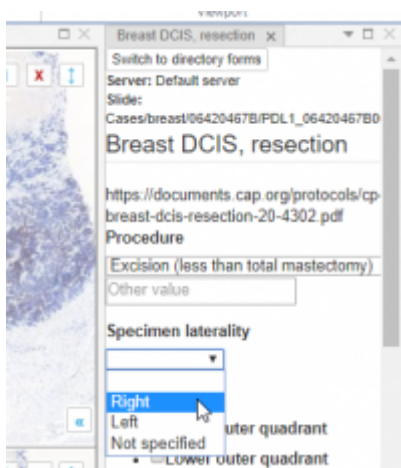
Annotations

PMA.studio comes with an Annotations panel where you can review and manage annotations for specific slides, You can draw your own annotations of different shapes. You can then export your annotations to a number of popula formats.



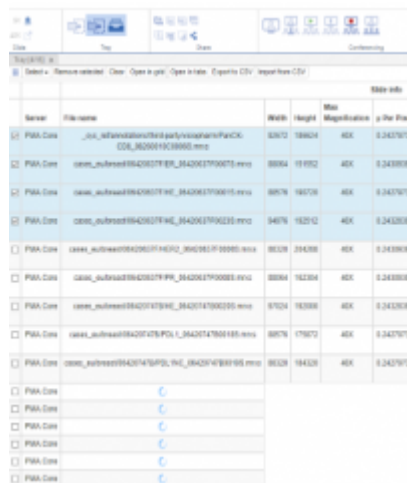
Data management

Digital pathology involves more than just whole slide images. Oftentimes supplemental data is available in external data stores. These data stores can be consulted in addition to the image data itself. We call it "integrated pathology"



Virtual slide tray

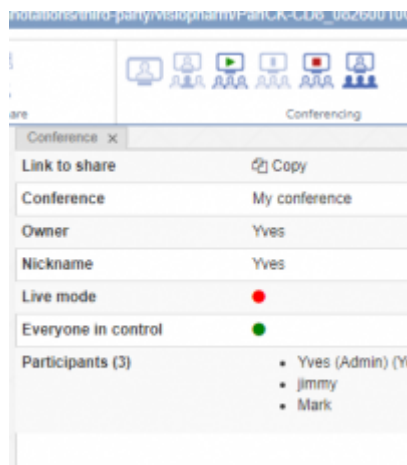
PMA.Studio offers to organize slides in a tray – it's a virtual shell where you can put specific slides or folders. Virtual tray allows you to review slide info – dimensions, file size, # of layers and channels, barcode, filled forms, as well as external information.



Name	File name	Width	Height	Bits	Magnification	p/for File
PMA.Data	..._JCH_..._PACCK_CD6_062600106.png	6302	18624	48x	0.242797	
PMA.Data	..._address0642027F..._062600106.png	6094	19192	48x	0.243809	
PMA.Data	..._address0642027F..._062600106.png	6076	19176	48x	0.243797	
PMA.Data	..._address0642027F..._062600106.png	6478	18212	48x	0.242828	
PMA.Data	..._address0642027F..._062600106.png	6028	19428	48x	0.243809	
PMA.Data	..._address0642027F..._062600106.png	6094	19204	48x	0.243809	
PMA.Data	..._address0642027F..._062600106.png	6724	18388	48x	0.243809	
PMA.Data	..._address0642027F..._062600106.png	6076	17972	48x	0.242797	
PMA.Data	..._address0642027F..._062600106.png	6028	19428	48x	0.243809	
PMA.Data						
PMA.Data						
PMA.Data						
PMA.Data						
PMA.Data						
PMA.Data						

Conferencing

Host or participate in virtual conferences that include joint and simultaneous exploring slides or grid of slides and annotating slides. Conferences can be secured with a password and allow for bi-directional synchronization.



Conferencing

Link to share Copy

Conference My conference

Owner Yves

Nickname Yves

Live mode ●

Everyone in control ●

Participants (3)

- Yves (Admin) (Y)
- Jimmy
- Mark

PMA.Studio Environment



From:
<https://docs.pathomation.com/pimsls/3.1.0/> - PIMS LS 3.1.0

Permanent link:
<https://docs.pathomation.com/pimsls/3.1.0/doku.php?id=start&rev=1746887400>

Last update: 2025/05/10 17:30

