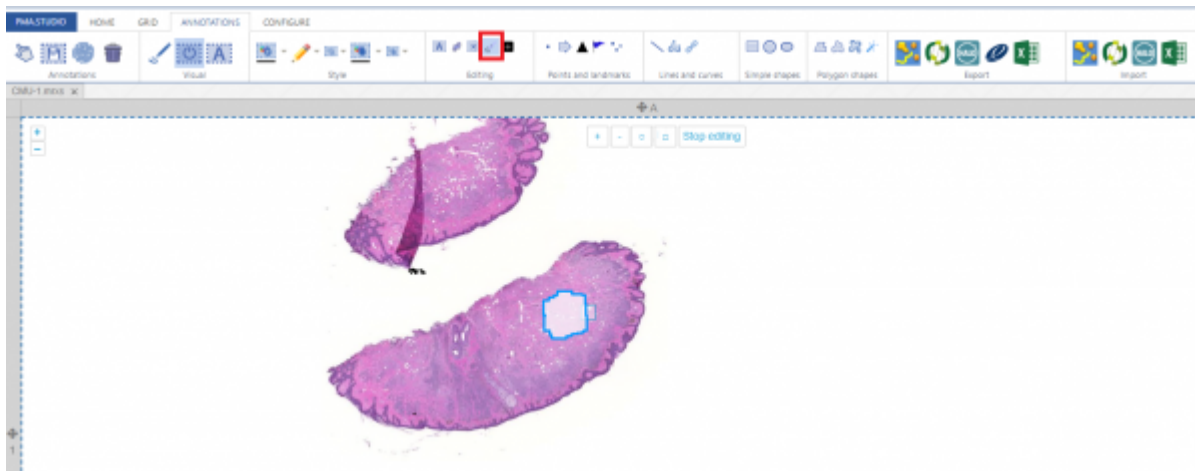


# Brush and magic wand

Brush and magic wand are two special tools that allow you to draw annotation on specific area of a slide.


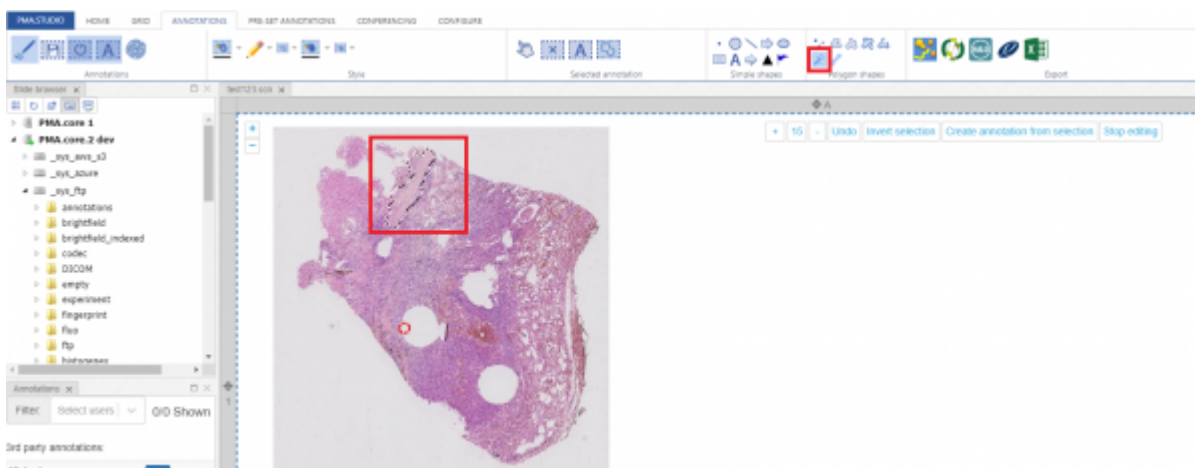
## Brush Tool

Brush tool allows you to paint specific area and create annotation on it. Once you draw using brush tool, you can click on “stop editing” button to create annotation on that area.



## Wand Tool

Wand tool allows you to select different areas on a slide by simply clicking on the slide. Once you click on a slide that specific area is automatically selected and annotation can be created on that area by clicking “create annotation from selection” button.



From:

<https://docs.pathomation.com/pimsls/3.1.1/> - **PIMS LS 3.1.1**

Permanent link:

[https://docs.pathomation.com/pimsls/3.1.1/doku.php?id=annotations\\_magic](https://docs.pathomation.com/pimsls/3.1.1/doku.php?id=annotations_magic)

Last update: **2023/04/07 22:32**

