



Slide information panel

The Info panel displays available slide information for currently selected slide.

Info	
File name	_sys_ref/brightfield/Grundium/hp1 (1).svs
Last Modified	Mar 01 2021 18:11
Width	131,072 pixels / 32.840 mm
Height	73,728 pixels / 18.473 mm
Max Magnification	40X
Micrometres Per Pixel X	0.250552
Micrometres Per Pixel Y	0.250552
Physical Size	328.53 MB
Tile Size	512 x 512 pixels
Barcode	
Barcode text	
Overview	
Macro	N/A
Layers	1
Channels	1




Currently selected slide is highlighted with blue dashed border.


Columns are pretty self-descriptive. If information could not be determined, the field is left blank.

The barcode, macro and overview thumbnails are clickable. Clicking on the images will open then in a new browser tab.

The below screenshot shows the interface when barcode, macro, and overview thumbnails are all available. The barcode image is pulled up at a higher resolution is a separate browser window.

The barcode from the image is interpreted automatically and shown as a separate text-string in the info panel as well.

Info X	
File name	_sys_ref/projects/P0431/04310688C0010S.scn
Last Modified	Feb 13 2017 13:37
Width	36,832 pixels / 18.416 mm
Height	38,432 pixels / 19.216 mm
Max Magnification	20X
Micrometres Per Pixel X	0.5
Micrometres Per Pixel Y	0.5
Physical Size	291.81 MB
Tile Size	512 x 512 pixels
Barcode	
Barcode text	04050629C
Overview	
Macro	
Layers	1
Channels	1



From:
<https://docs.pathomation.com/pimsls/3.1.1/> - PIMS LS 3.1.1

Permanent link:
https://docs.pathomation.com/pimsls/3.1.1/doku.php?id=panel_info

Last update: **2023/03/03 13:11**

