

Tab inventory

PMA.studio ribbon consists of number of tabs that hold set of controls to perform different actions on selected slides.















See also our [Ribbon commands](#) overview.

Currently the ribbon has 4 tabs enabled by default, with 3 additional [experimental](#) ones available:

| Tab | Availability | PMA.vue | PMA.studio |
|-------------------------------------|--------------|---------|------------|
| Home | Default | Yes | Yes |
| Grid | Default | no | Yes |
| Annotations | Default | no | Yes |
| Pre-set annotations | Experimental | no | Yes |
| Conferencing | Experimental | no | Yes |
| AI | Experimental | no | Yes |
| Configure | Default | no | Yes |

Home tab

The HOME tab consists of different sections that contain set of controls for:

| Group | Function | Icon | PMA.vue | PMA.studio |
|----------|---|---|---------|------------|
| Layout | Default layout |  | Yes | Yes |
| | Layout with slide info and annotations |  | Yes | Yes |
| | Layout with tray |  | no | Yes |
| | Layout with info, annotations, and tray |  | no | Yes |
| | Custom layout |  | no | Yes |
| Viewport | Toggle overview |  | Yes | Yes |
| | Toggle slide path |  | Yes | Yes |
| | Toggle barcode |  | Yes | Yes |
| | Toggle rotation |  | no | Yes |
| | Apply brightness and contrast |  | no | Yes |
| | Create new viewport |  | Yes | Yes |
| | Reset panel layout |  | Yes | Yes |
| | Toggle zoom controls |  | Yes | Yes |
| | Toggle scalebar |  | Yes | Yes |

| Group | Function | Icon | PMA.vue | PMA.studio |
|----------|--|---|---------|------------|
| | Toggle slide label |  | Yes | Yes |
| | Toggle channels control |  | no | Yes |
| | Toggle color settings panel |  | no | Yes |
| | Flip/rotate |  | no | Yes |
| Navigate | Toggle search panel |  | no | Yes |
| | Open selected directory (as grid) |  | Yes | Yes |
| | Go to previous directory |  | Yes | Yes |
| | Go to next directory |  | Yes | Yes |
| | Go to previous slide |  | Yes | Yes |
| | Go to next slide |  | Yes | Yes |
| | Create bookmark |  | no | Yes |
| Grid | Create new grid |  | no | Yes |
| | Synchronize |  | Yes | Yes |
| | Clear all grid cells |  | Yes | Yes |
| | Clear current cell |  | Yes | Yes |
| | Move current cell to new viewport |  | Yes | Yes |
| | Slides info | Slides info | no | Yes |
| Snap | Snapshot of current image (with options) |  | Yes | Yes |
| | Quick snapshot (viewport) |  | no | Yes |
| Magnify | Toggle bottom viewport toolbar |  | | Yes |
| | Zoom out |  | | Yes |
| | Zoom in |  | | Yes |
| Slide | Zoom to 1X magnification | 1X | | Yes |
| | Zoom to 2X magnification | 2X | | Yes |
| | Zoom to 3X magnification | 3X | | Yes |
| | Zoom to 4X magnification | 4X | | Yes |
| | Zoom to 5X magnification | 5X | | Yes |

| Group | Function | Icon | PMA.vue | PMA.studio |
|-------|-----------------------------|---|---------|------------|
| | Zoom to 10X magnification | 10X | | Yes |
| | Zoom to 20X magnification | 20X | | Yes |
| | Zoom to 40X magnification | 40X | | Yes |
| | Toggle color settings panel |  | | Yes |
| | Pop-out selected slide |  | | Yes |
| Tray | Send slide to tray |  | | Yes |
| | Send directory to tray |  | | Yes |
| | Toggle tray panel |  | | Yes |
| | Share tray |  | | Yes |
| Share | Share current folder |  | Yes | Yes |
| | Share current slide |  | Yes | Yes |
| | Share ROI |  | Yes | Yes |
| | Share current grid |  | Yes | Yes |
| | Share grid of ROIs |  | Yes | Yes |
| | Share barcode |  | Yes | Yes |
| | Share thumbnail |  | Yes | Yes |
| | Share custom content |  | Yes | Yes |



Grid tab

The GRID tab consists of different sections that contain set of controls:

| Group | Function | Icon | PMA.vue | PMA.studio |
|-------|------------------------------|---|---------|------------|
| Size | Resize to a 1 x 1 grid |  | | Yes |
| | Resize to a 2 x 2 grid |  | | Yes |
| | Resize to a 3 x 3 grid |  | | Yes |
| | Resize to a custom size grid | | Yes | |
| | synchronize | | | Yes |
| | Clear all grid cells | | | Yes |












| Group | Function | Icon | PMA.vue | PMA.studio |
|--------------|-------------------------------------|---|---------|------------|
| | Clear current cell | | | Yes |
| | Open current cell in new viewport | | | Yes |
| Row / Column | Add row |  | | Yes |
| | Remove row |  | | Yes |
| | Add Column |  | | Yes |
| | Remove column |  | | Yes |
| Slide | Brightness / contrast | | | Yes |
| | Flip / rotate | | | Yes |
| | Pop out selected slide | | | Yes |
| | Send slide to tray | | | Yes |
| | Zoom out (to overview) | | no | Yes |
| | Reduce zoom (zoom out) | | no | Yes |
| | Zoom to 1X magnification | 1X | no | Yes |
| | Zoom to 2X magnification | 2X | no | Yes |
| | Zoom to 5X magnification | 5X | no | Yes |
| | Zoom to 10X magnification | 10X | no | Yes |
| | Zoom to 20X magnification | 20X | no | Yes |
| | Zoom to 40X magnification | 40X | no | Yes |
| | Zoom to 1:1 | | no | Yes |
| | Increase zoom (zoom in) | | no | Yes |
| | Zoom in (to highest magnification) | | no | Yes |
| Snapshot | Make a snapshot of the current grid | | | Yes |
| | Quick snapshot of current grid | | | Yes |
| Share | Share current folder |  | no | Yes |
| | Share current slide |  | no | Yes |
| | Share ROI |  | no | Yes |
| | Share current grid |  | no | Yes |
| | Share grid of ROIs |  | Yes | Yes |
| | Share barcode |  | no | Yes |
| | Share thumbnail |  | no | Yes |
| | Share custom content |  | no | Yes |
























Annotations tab

Whether you use a digital pen, touchscreen, or mouse, the annotation features in PMA.studio can help you add notes, create shapes, edit text, and more.

The annotations tab consists of different sections that contain set of controls for:

| Group | Function | Icon | PMA.vue | PMA.studio |
|-------------|---|---|---------|------------|
| Annotations | Cursor |  | no | Yes |
| | Save annotations |  | no | Yes |
| | Show annotations (based on fingerprint) |  | no | Yes |
| | Delete all annotations |  | no | Yes |
| Visual | Toggle annotations panel |  | no | Yes |
| | Toggle annotations |  | no | Yes |
| | Toggle annotations text |  | no | Yes |
| Style | Set annotations (line) color |  | no | Yes |
| | Select pen width |  | no | Yes |
| | Select annotation opacity |  | no | Yes |
| | Set annotations fill color |  | no | Yes |
| | Select annotation fill opacity | | no | Yes |
| Editing | Edit annotation text and classification | | no | Yes |
| | Modify selected annotation | | no | Yes |
| | Delete annotation | | no | Yes |
| | Brush | | no | Yes |
| | Union selected | | no | Yes |















| Group | Function | Icon | PMA.vue | PMA.studio |
|----------------------|----------------------------------|---|---------|------------|
| Points and landmarks | Single point |  | no | Yes |
| | Landmark 1: Flexible arrow |  | no | Yes |
| | Landmark 2: Fixed arrow |  | no | Yes |
| | Landmark 3: Fixed flag |  | no | Yes |
| | Multi-point |  | no | Yes |
| Lines and curves | Line | | no | Yes |
| | Freehand | | no | Yes |
| | Merge lines into polygon | | no | Yes |
| Simple shapes | Rectangle |  | no | Yes |
| | Circle |  | no | Yes |
| | Ellipse |  | no | Yes |
| Polygon shapes | Polygon |  | no | Yes |
| | Closed freehand |  | no | Yes |
| | Compound freehand |  | no | Yes |
| | Wand |  | no | Yes |
| Export | Export to .wkt (Well Known Text) |  | no | Yes |
| | Export to .mld (Visiopharm) |  | no | Yes |

| Group | Function | Icon | PMA.vue | PMA.studio |
|--------|--------------------------------------|---|---------|------------|
| | Export to .annotations (Indica Labs) |  | no | Yes |
| | Export to .xml (Aperio) |  | no | Yes |
| | Export to .csv (Excel, Tableau...) |  | no | Yes |
| Import | Import .wkt |  | no | Yes |
| | Import .mld |  | no | Yes |
| | Import .annotations |  | no | Yes |
| | Import .csv |  | no | Yes |



Configure tab

The CONFIGURE tab consists of different sections that contain set of controls for:

| Group | Function | Icon | PMA.vue | PMA.studio |
|--------|-------------------------------|---|---------|------------|
| Server | Quick connect |  | | Yes |
| | Disconnect from server |  | | Yes |
| | Connect to PMA.start |  | | Yes |
| | Connect to My Pathomation |  | | Yes |
| Panels | Toggle annotations panel |  | | Yes |
| | Toggle color settings panel |  | | Yes |
| | Toggle conference panel |  | | Yes |
| | Toggle forms data panel |  | | Yes |
| | Toggle shared links panel |  | | Yes |
| | Toggle slide navigation panel |  | | Yes |
| | Toggle search panel |  | | Yes |
| | Toggle slide info panel |  | | Yes |
| | Toggle tray panel |  | | Yes |
| | Toggle tray bookmarks |  | | Yes |

| Group | Function | Icon | PMA.vue | PMA.studio |
|-----------------|---|------|---------|------------|
| | Create new viewport panel with 1 x 1 grid | | | Yes |
| | Edit user settings | | | Yes |
| Pre-set layouts | Default layout | | Yes | Yes |
| | Layout with slide info and annotations | | Yes | Yes |
| | Layout with tray | | | Yes |
| | Layout with info, annotations, and tray | | | Yes |
| | Custom layout | | | Yes |
| Viewport | Toggle overview | | | Yes |
| | Toggle slide path | | | Yes |
| | Toggle barcode | | | Yes |
| | Toggle zoom controls | | | Yes |
| | Toggle scalebar | | | Yes |
| | Toggle slide label | | | Yes |



From: <https://docs.pathomation.com/pimsls/3.1.1/> - **PIMS LS 3.1.1**

Permanent link: https://docs.pathomation.com/pimsls/3.1.1/doku.php?id=ribbon_tabs&rev=1677859813

Last update: **2023/03/03 19:10**

