

Tab inventory

PMA.studio ribbon consists of number of tabs that hold set of controls to perform different actions on selected slides.

See also our [Ribbon commands](#) overview.

Currently the ribbon has 4 tabs enabled by default, with 3 additional [experimental](#) ones available:

Tab	Availability	PMA.vue	PMA.studio
Home	Default	Yes	Yes
Grid	Default	no	Yes
Annotations	Default	no	Yes
Pre-set annotations	Experimental	no	Yes
Conferencing	Experimental	no	Yes
AI	Experimental	no	Yes
Configure	Default	no	Yes

Home tab

The HOME tab consists of different sections that contain set of controls for:

Group	Function	Icon	PMA.vue	PMA.studio
Layout	Default layout		Yes	Yes
	Layout with slide info and annotations		Yes	Yes
	Layout with tray		no	Yes
	Layout with info, annotations, and tray		no	Yes
	Custom layout		no	Yes
Viewport	Toggle overview		Yes	Yes
	Toggle slide path		Yes	Yes
	Toggle barcode		Yes	Yes
	Toggle rotation		no	Yes
	Apply brightness and contrast		no	Yes
	Create new viewport		Yes	Yes
	Reset panel layout		Yes	Yes
	Toggle zoom controls		Yes	Yes
	Toggle scalebar		Yes	Yes

Group	Function	Icon	PMA.vue	PMA.studio
	Toggle slide label		Yes	Yes
	Toggle channels control		no	Yes
	Toggle color settings panel		no	Yes
	Flip/rotate		no	Yes
Navigate	Toggle search panel		no	Yes
	Open selected directory (as grid)		Yes	Yes
	Go to previous directory		Yes	Yes
	Go to next directory		Yes	Yes
	Go to previous slide		Yes	Yes
	Go to next slide		Yes	Yes
	Create bookmark		no	Yes
Grid	Create new grid		no	Yes
	Synchronize		Yes	Yes
	Clear all grid cells		Yes	Yes
	Clear current cell		Yes	Yes
	Move current cell to new viewport		Yes	Yes
	Slides info	Slides info	no	Yes
Snap	Snapshot of current image (with options)		Yes	Yes
	Quick snapshot (viewport)		no	Yes
Magnify	Toggle bottom viewport toolbar			Yes
	Zoom out			Yes
	Zoom in			Yes
Slide	Zoom to 1X magnification	1X		Yes
	Zoom to 2X magnification	2X		Yes
	Zoom to 3X magnification	3X		Yes
	Zoom to 4X magnification	4X		Yes
	Zoom to 5X magnification	5X		Yes

Group	Function	Icon	PMA.vue	PMA.studio
	Zoom to 10X magnification	10X		Yes
	Zoom to 20X magnification	20X		Yes
	Zoom to 40X magnification	40X		Yes
	Toggle color settings panel			Yes
	Pop-out selected slide			Yes
Tray	Send slide to tray			Yes
	Send directory to tray			Yes
	Toggle tray panel			Yes
	Share tray			Yes
Share	Share current folder		Yes	Yes
	Share current slide		Yes	Yes
	Share ROI		Yes	Yes
	Share current grid		Yes	Yes
	Share grid of ROIs		Yes	Yes
	Share barcode		Yes	Yes
	Share thumbnail		Yes	Yes
	Share custom content		Yes	Yes



Grid tab

The GRID tab consists of different sections that contain set of controls:

Group	Function	Icon	PMA.vue	PMA.studio
Size	Resize to a 1 x 1 grid			Yes
	Resize to a 2 x 2 grid			Yes
	Resize to a 3 x 3 grid			Yes
	Resize to a custom size grid		Yes	
	synchronize			Yes
	Clear all grid cells			Yes

Group	Function	Icon	PMA.vue	PMA.studio
	Clear current cell			Yes
	Open current cell in new viewport			Yes
Row / Column	Add row			Yes
	Remove row			Yes
	Add Column			Yes
	Remove column			Yes
Slide	Brightness / contrast			Yes
	Flip / rotate			Yes
	Pop out selected slide			Yes
	Send slide to tray			Yes
	Zoom out (to overview)		no	Yes
	Reduce zoom (zoom out)		no	Yes
	Zoom to 1X magnification	1X	no	Yes
	Zoom to 2X magnification	2X	no	Yes
	Zoom to 5X magnification	5X	no	Yes
	Zoom to 10X magnification	10X	no	Yes
	Zoom to 20X magnification	20X	no	Yes
	Zoom to 40X magnification	40X	no	Yes
	Zoom to 1:1		no	Yes
	Increase zoom (zoom in)		no	Yes
	Zoom in (to highest magnification)		no	Yes
Snapshot	Make a snapshot of the current grid			Yes
	Quick snapshot of current grid			Yes
Share	Share current folder		no	Yes
	Share current slide		no	Yes
	Share ROI		no	Yes
	Share current grid		no	Yes
	Share grid of ROIs		Yes	Yes
	Share barcode		no	Yes
	Share thumbnail		no	Yes
	Share custom content		no	Yes



Annotations tab

Whether you use a digital pen, touchscreen, or mouse, the annotation features in PMA.studio can help you add notes, create shapes, edit text, and more.

The annotations tab consists of different sections that contain set of controls for:





Group	Function	Icon	PMA.vue	PMA.studio
Annotations	Cursor		no	Yes
	Save annotations		no	Yes
	Show annotations (based on fingerprint)		no	Yes
	Delete all annotations		no	Yes
Visual	Toggle annotations panel		no	Yes
	Toggle annotations		no	Yes
	Toggle annotations text		no	Yes
Style	Set annotations (line) color		no	Yes
	Select pen width		no	Yes
	Select annotation opacity		no	Yes
	Set annotations fill color		no	Yes
	Select annotation fill opacity		no	Yes
Editing	Edit annotation text and classification		no	Yes
	Modify selected annotation		no	Yes
	Delete annotation		no	Yes
	Brush		no	Yes
	Union selected		no	Yes
Points and landmarks	Single point		no	Yes
	Landmark 1: Flexible arrow		no	Yes
	Landmark 2: Fixed arrow		no	Yes
	Landmark 3: Fixed flag		no	Yes
	Multi-point		no	Yes
Lines and curves	Line		no	Yes
	Freehand		no	Yes

Group	Function	Icon	PMA.vue	PMA.studio
	Merge lines into polygon		no	Yes
Simple shapes	Rectangle		no	Yes
	Circle		no	Yes
	Ellipse		no	Yes
Polygon shapes	Polygon		no	Yes
	Closed freehand		no	Yes
	Compound freehand		no	Yes
	Wand		no	Yes
Export	Export to .wkt (Well Known Text)		no	Yes
	Export to .mld (Visiopharm)		no	Yes
	Export to .annotations (Indica Labs)		no	Yes
	Export to .xml (Aperio)		no	Yes
	Export to .csv (Excel, Tableau...)		no	Yes
Import	Import .wkt		no	Yes
	Import .mld		no	Yes
	Import .annotations		no	Yes
	Import .csv		no	Yes




Configure tab

The CONFIGURE tab consists of different sections that contain set of controls for:

Group	Function	Icon	PMA.vue	PMA.studio
Server	Quick connect			Yes
	Disconnect from server			Yes
	Connect to PMA.start			Yes
	Connect to My Pathomation			Yes

Group	Function	Icon	PMA.vue	PMA.studio
Panels	Toggle annotations panel			Yes
	Toggle color settings panel			Yes
	Toggle conference panel			Yes
	Toggle forms data panel			Yes
	Toggle shared links panel			Yes
	Toggle slide navigation panel			Yes
	Toggle search panel			Yes
	Toggle slide info panel			Yes
	Toggle tray panel			Yes
	Toggle tray bookmarks			Yes
	Create new viewport panel with 1 x 1 grid			Yes
	Edit user settings			Yes
Pre-set layouts	Default layout		Yes	Yes
	Layout with slide info and annotations		Yes	Yes
	Layout with tray			Yes
	Layout with info, annotations, and tray			Yes
	Custom layout			Yes
Viewport	Toggle overview			Yes
	Toggle slide path			Yes
	Toggle barcode			Yes
	Toggle zoom controls			Yes
	Toggle scalebar			Yes
	Toggle slide label			Yes



From:

<https://docs.pathomation.com/pimsls/3.1.1/> - **PIMS LS 3.1.1**

Permanent link:

https://docs.pathomation.com/pimsls/3.1.1/doku.php?id=ribbon_tabs&rev=1680814309

Last update: **2023/04/06 23:51**

