

Working with grids

PMA.studio uses viewport as a grid system. UI provides a separate tab “GRID” to perform grid operations on the viewport.



“GRID” tab consists of 6 sections:

1. Size
2. Synchronize
3. R/C
4. Slide
5. Snapshot
6. Share

Size

Size section allows you to break viewport as a grid system with different sizes. This includes grid sizes of 1x1,2x2,3x3 and even you can customized the grid size according to your need.



(1x1 Grid size)

First grid option allows you to divide the viewport into 1x1 column grid.



(2x2 Grid size)

Second grid option divides the viewport into 2x2 column grid.



(3x3 Grid size)

Third grid option divides the viewport into 3x3 column grid.



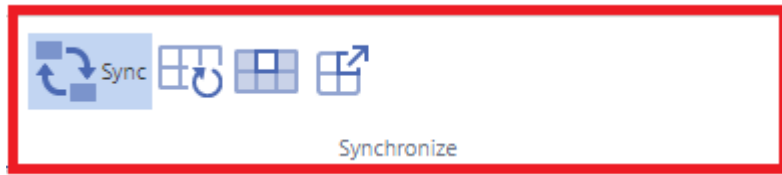
(Custom Grid size)

You can even customize the grid according to your need by using the custom grid option.



Synchronize

This section allows you to perform different actions as a whole on individual grid column or as a whole grid system. It is further divided into 4 sub actions:



Toggle synchronous navigation between cells in the current grid

This button allows you to perform set of synchronous actions on whole grid.

Clear all grid cells

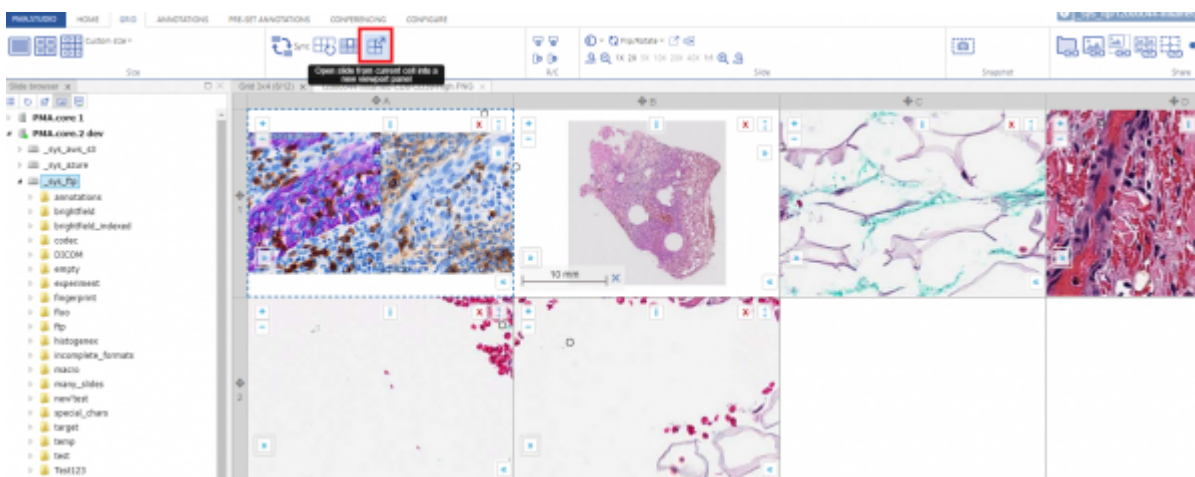
This button allows clearing all the grid cells at the same time

Clear current cell only

This button allows to clear the selected grid cell only

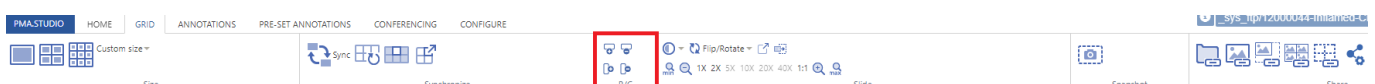
Open current slide into separate viewport panel

This button opens the current selected slide into a separate viewport tab



RC

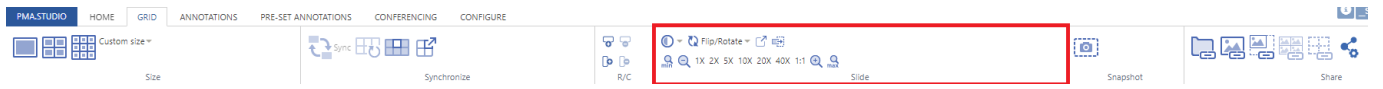
This section allows you to add or remove rows/columns to a grid.



Slide

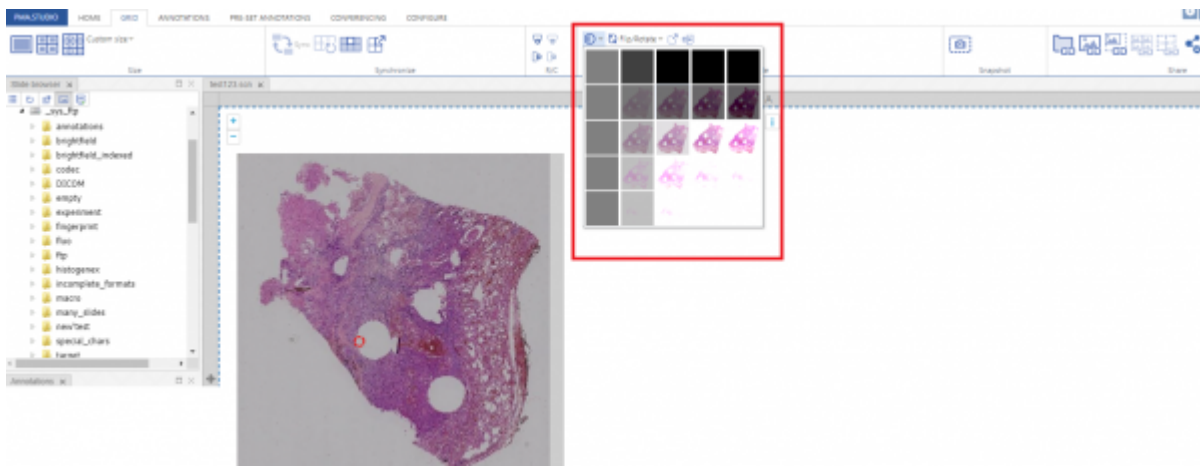
This section consists of set of tools that includes:

1. Changing contrast/exposure of selected slide
2. Rotation of slide
3. Pop out selected slide
4. Send slide to Tray
5. Zoom in and Zoom out selected slide



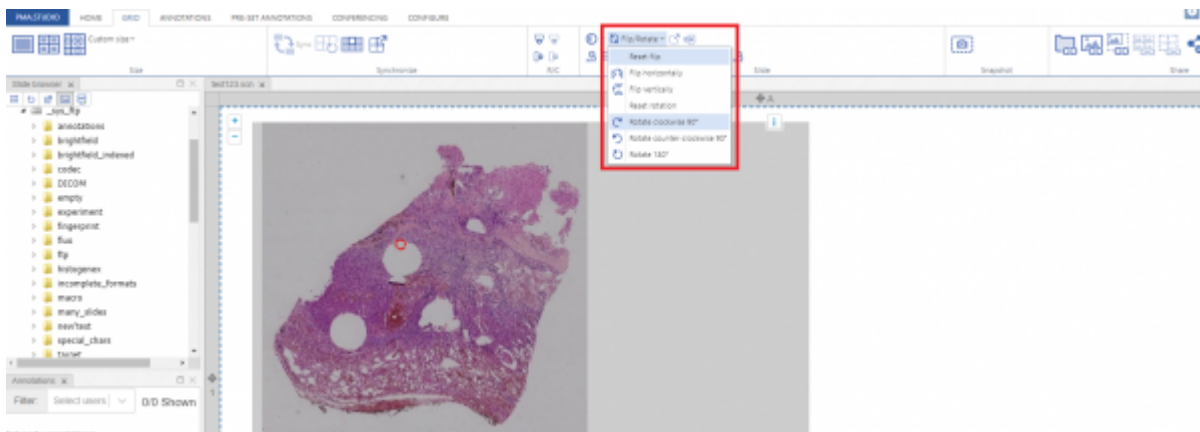
(Changing contrast of selected slide)

This tool allows you to change contrast of selected slide.



(Rotation of slide)

This tool allows you to rotate slide as per your convenience.



From:

<https://docs.pathomation.com/pimsls/3.1.1/> - **PIMS LS 3.1.1**

Permanent link:

https://docs.pathomation.com/pimsls/3.1.1/doku.php?id=slides_grid&ev=1651002888

Last update: **2022/04/26 22:54**

