

User management

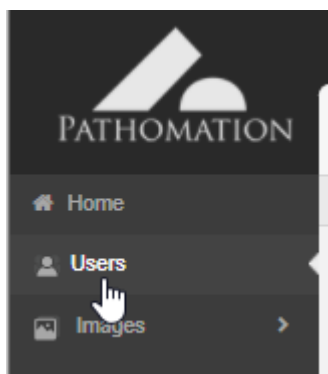
PMA.core works with user accounts. Users can be marked as “Administrative”, in which case they can log into PMA.core directly and administer settings for themselves and for others.

Users that do not have the “Administrative” flag checked, cannot access PMA.core directly; they interface with [root-directories](#) and other PMA.core content via [downstream applications](#) like [PMA.slidebox](#), [PMA.studio](#), or [PMA.control](#). In specific scenarios, you can use these to [emulate service accounts](#).

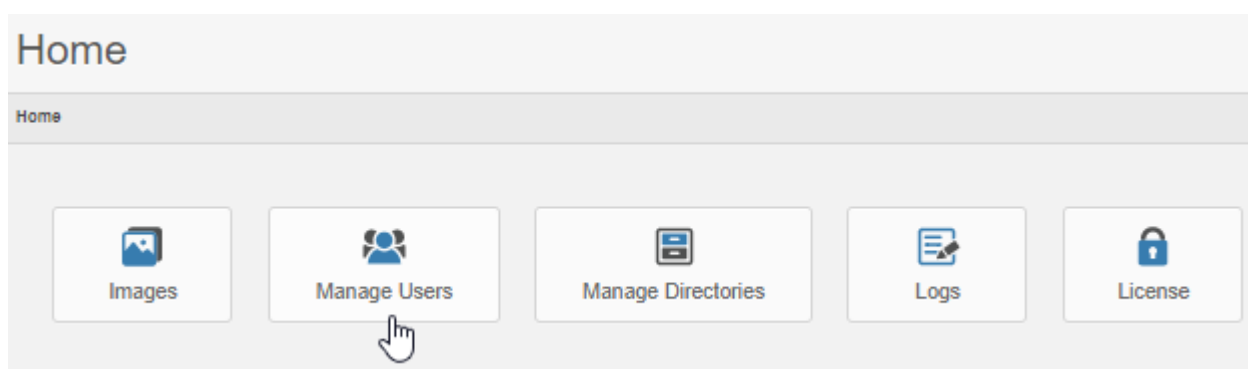
This section discusses how users can be managed within System users can be managed by selecting the “Users” option from the left menu.

Overview

You can access user management in PMA.core by either clicking on the menu option in the left navigation bar:



Or by clicking on “Manage users” from the dashboard:



Either option takes you to an overview table that comprises all currently registered users:

1576 x 427 px (displayed at 1270 x 344)

Users

Home > Users

Quick lookup:

All A B C D E F G H I J K L M N O P Q R S T U V W X Y Z

Search:

Search...

Users (Filtered 002 out of 882)

Export Add

Login	First Name	Last Name	Email	Last login	Local	Administrator	Can Annotate	Suspended	Locked out	
admin	Administrator	Pathomation	admin1@pathomation.com	4/15/2019 1:15:30 PM	True	True	True	False	False	Edit
b_user1	User	User	yves@pathomation.com	4/15/2019 3:34:38 AM	True	False	False	False	False	Remove Remind password Reset password Unlock
consensus	consensus	consensus	consensus@pathomation.com	9/6/2017 12:00:00 AM	True	False	True	False	False	

Clicking on a user name takes you to a detail view where you can find out lots more information about the account, as well as find out what they've been up to.

User details

Home > Users > Details

Summary Edit Audit trail Activity log ACL

User account details

First Name	Yves	Created by	system
Last Name	Peeters	Created on (UTC)	9/15/2017 12:00:00 AM
Email	yves4@pathomation.com	Last modified by	pma_admin
Administrator	<input checked="" type="checkbox"/>	Last modified on (UTC)	7/9/2018 8:10:09 AM
Suspended	<input type="checkbox"/>	Password	Remind password
Session ID	IQ_ESB9aETE-LHvzBBZ87g2 User is online		

See our [separate section on user monitoring](#) to for more information on the different parameters.

Tracking

User activities are tracked in PMA.core, so you can retrospectively find out who look at what slides when.

Similarly, we keep track of what happens with an account itself. This is called audit trailing. It means that we don't only know when you logged into PMA.core, but also when you changed your password or email address.

Scary? Perhaps a little bit. In practice, we find all this surveillance mostly used for troubleshooting and helping users, as in *"we think you had caps lock on when you were trying to log in earlier today"* or *"you didn't get an email because you typed in @pathommation.com instead of @pathomation.com"*.

See our [separate section on user monitoring](#) to for more information on the different parameters.

Manipulation

Now that you know that all of your activities are safeguarded through various monitoring mechanisms, we feel it's safe enough to tell you about the account modification options as well.

Through the user management, you can add, modify and delete user accounts. We also built in a

couple of special features with respect to password management and handling.

External user directories


Are you deploying PMA.core in a large organization? Do your users fluctuate frequently? In that case it's useful to look into our coupling with external user directories, including LDAP and OAuth 2.0 protocols.

- The “Last login” column displays each user's last successful login date.
- The “Local” column indicates whether or not a user is managed by PMA.core or LDAP.
- The “Administrator” column indicates whether or not a user can access PMA.core. Non administrator users cannot perform system management tasks within PMA.core.
- The “Can Annotate” column indicates whether or not a user is allowed to create and edit annotations.
- The “Suspended” column indicates whether or not a user is currently allowed to login to either PMA.core or downstream applications. A suspended login is treated as invalid by the system.
- The “Locked out” column indicates whether or not a user is currently locked out due to consecutive invalid log in attempts.
- Clicking on a user's email address launches your default email client.
- Clicking on a user's login name displays a summary of the user's activity.

Next to each entry the following buttons appear:

Button	Description
Edit	Edits the selected user. This option allows the modification of the user's password, email and name. Furthermore the access level of the user can be changed (administrator or not) as well as whether or not the user is allowed to create and manage annotations. Finally a user can be (un)suspended within this option.
Delete	Deletes the selected user
Remind password	Sends a notification email to the selected user that contains their password in plain text
Reset and remind password	Sets a random password for the selected user and sends them a notification email that contains the new password in plain text
Unlock	Lifts a lock out.

To add a user click on the “Add” button on the top right of the table.



The following fields can be defined for each user:

Add user

Home > Users > Create

Add user

First Name

Last Name

Login

Password

Generate

Confirm password

Email

Description

Administrator

☐

Can Annotate

☐

Suspended

☐

Field	Description
First Name	The user's first name
Last Name	The user's last name
Login	The user's username. The username must be unique, irrespective of its casing. If user "UsEr" is already defined, you cannot also add user "uSeR".
Password	The user's password
Email	The user's email address
Administrator	Boolean value that indicates whether or not the user can login to the PMA.core administration interface
Can Annotate	Boolean value that indicates whether or not the user can create annotations for virtual slides
Suspended	Boolean value that indicates whether or not the user can login to the PMA.core and PMA.view systems

From:

<https://docs.pathomation.com/pma.core/2.0.1/> - **PMA.core 2.x**

Permanent link:

https://docs.pathomation.com/pma.core/2.0.1/doku.php?id=user_management&rev=1646666867

Last update: **2022/03/07 18:27**

