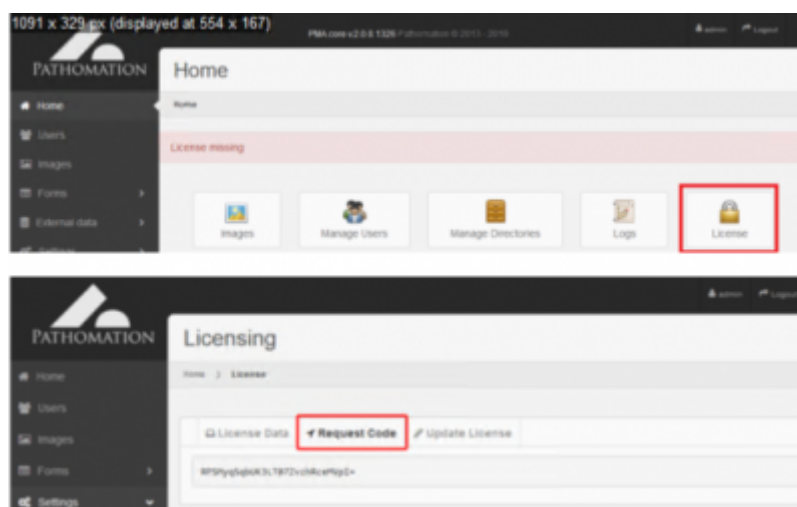
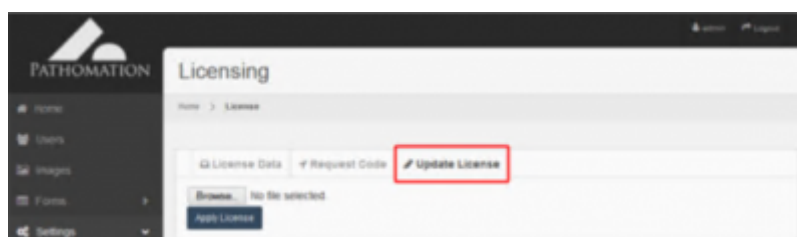


License setup

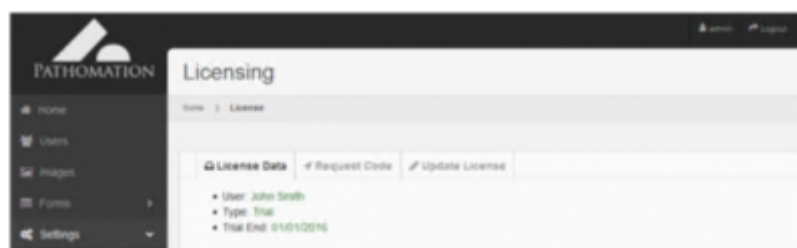
When starting the application for the first time a license will be required. The system will display a section where license information can be found. The user must copy the request code, which can be found in the second tab and send it to the vendor:



The vendor will provide the user with an appropriate license file, which can be installed from within the third tab:



Once the license has been successfully installed, the system will display the appropriate message.



From:
<https://docs.pathomation.com/pma.core/2.0.2/> - PMA.core 2.x

Permanent link:
https://docs.pathomation.com/pma.core/2.0.2/doku.php?id=license_setup&rev=1591087859

Last update: 2020/06/02 11:51

