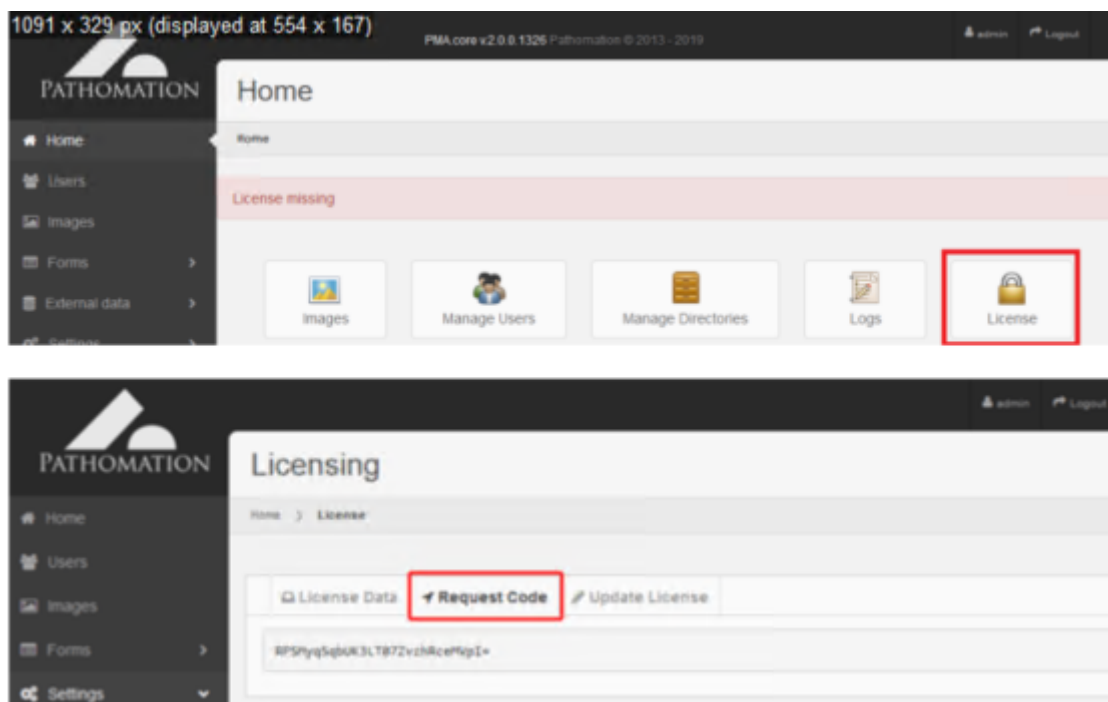


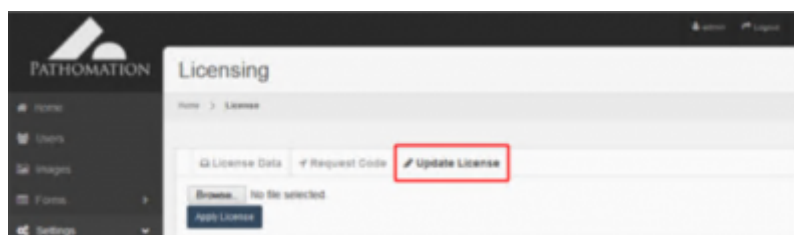
License setup

How to update your license?

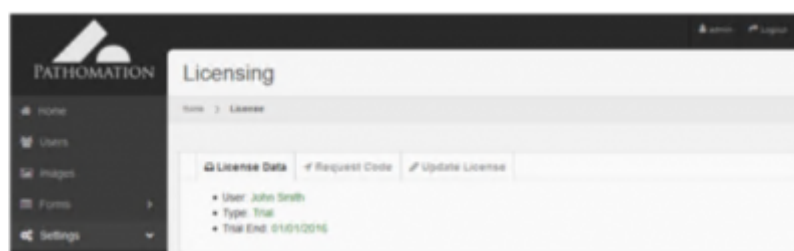
The system will display a section where license information can be found. The user must copy the request code, which can be found in the second tab and send it to the vendor:



The vendor will provide the user with an appropriate license file, which can be installed from within the third tab:



Once the license has been successfully installed, the system will display the appropriate message.



From:

<https://docs.pathomation.com/pma.core/2.0/> - **PMA.core 2.x**

Permanent link:

https://docs.pathomation.com/pma.core/2.0/doku.php?id=license_setup&rev=1646653756

Last update: **2022/03/07 14:49**

