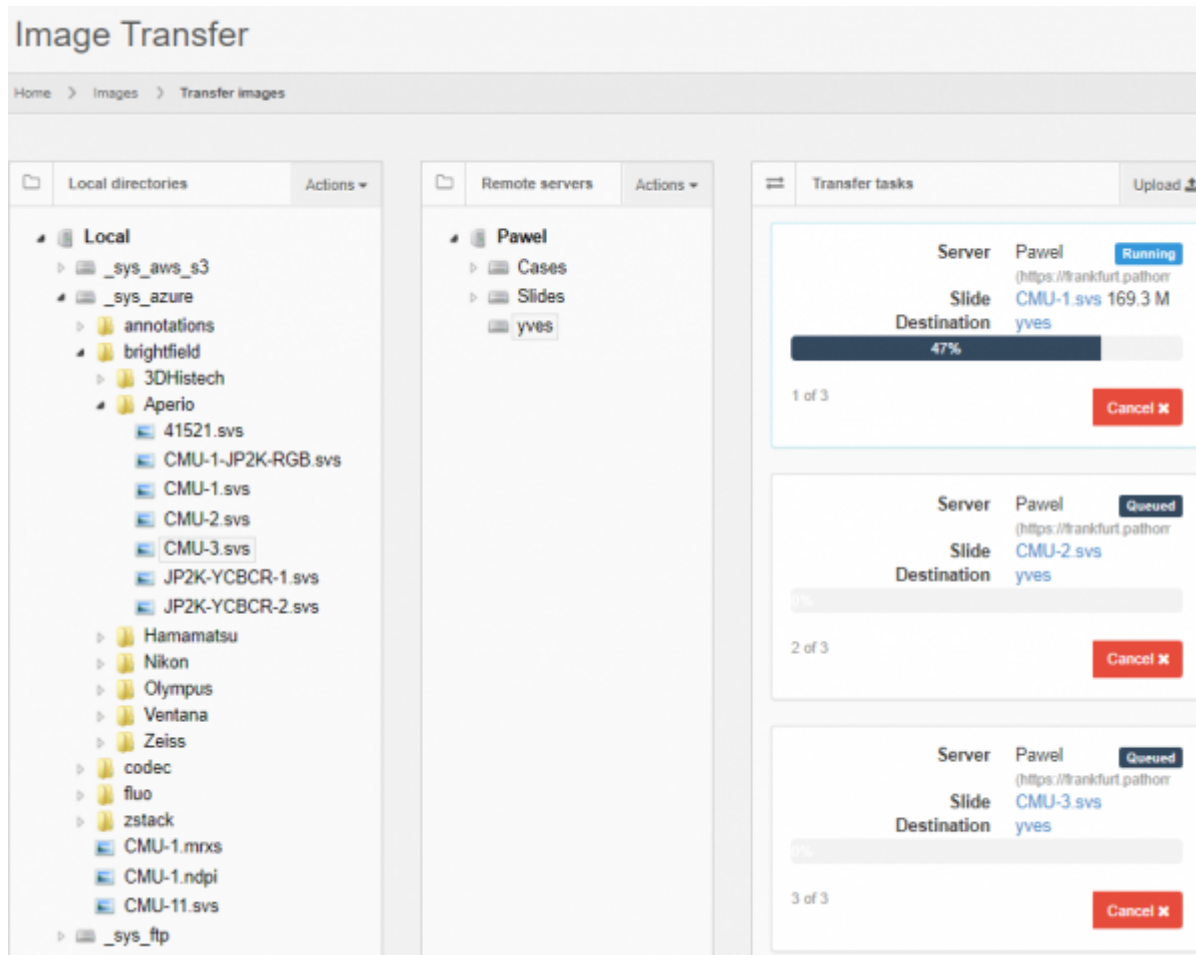


Transferring slides (upload/download)

PMA.core provides built-in upload- and download-capabilities. While not as feature-rich as [PMA.transfer](#); if you quickly want to copy a large volume of slides from one server to another, it will get the job done.



One unique feature of the way slide transfer is implemented in PMA.core, is that you can use this to copy slides [from anywhere to anywhere](#); Migrating your old FTP server to updated S3-based cloud storage becomes a breeze. You can do it remotely, and asynchronously: just close your browser after initiating the operation and check back later.

See [our blog article](#) about [other means to transfer slides](#) to and from PMA.core.

Making a connection

Connect to a server


Connect to

PMA.core ☒

PMA.start ☐


My Pathomation ☐

Name




URL

Username



Password



Connect

Cancel

@Angelos: please insert a user guide on how to upload slides directly through PMA.core...

From:

<https://docs.pathomation.com/pma.core/2.0/> - **PMA.core 2.x**

Permanent link:

<https://docs.pathomation.com/pma.core/2.0/doku.php?id=upload&rev=1647282038>

Last update: **2022/03/14 21:20**

