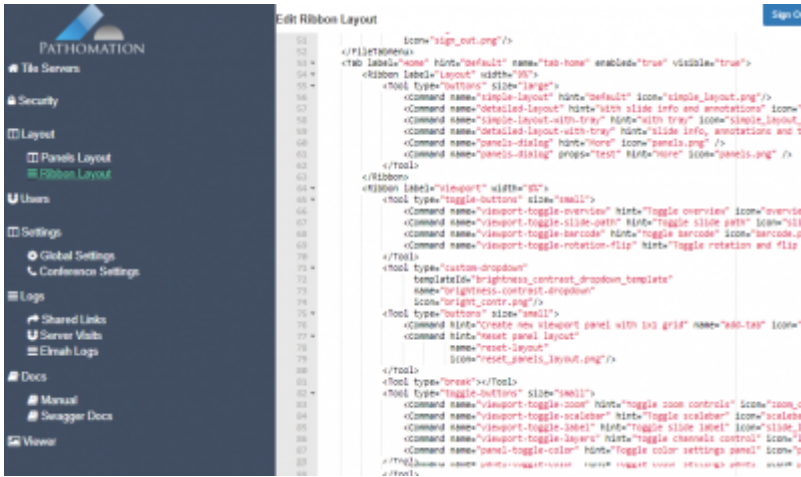


# Ribbon layout (administration)

This admin page allows you to setup default Ribbon layout that consists of different tabs and controls. Each tab consists of different controls associated to it and you can configure appearance of tabs and controls using this page.



Below are some of the tabs and corresponding controls used in PMA.Studio.

**Home tab** has 8 sections:

1. View
2. Grid
3. Snap
4. Magnify
5. Directory
6. Slide
7. Share
8. Search



**Grid tab** supplies instruments to manage grid and it has 6 sections:

1. ItemSize
2. Synchronize
3. Rows/Columns
4. Slide
5. Snapshot
6. Share



**Annotations tab (available in PMA.Studio)** supplies instruments for working with annotations and has 4 sections:

1. Annotations
2. Shapes
3. Export

## 4. Import




**Pre-set Annotations tab (available in PMA.Studio)** consists of 3 sections:

1. Annotations
2. Stamps
3. Protocols




**Conferencing tab** has 2 sections:

1. Conferencing
2. Server



**Configure tab** has 4 sections:

1. Server
2. Panels
3. Pre-set layouts
4. Viewport



From:  
<https://docs.pathomation.com/pma.studio/2.1.0/> - **PMA.studio 2.1.0**

Permanent link:  
[https://docs.pathomation.com/pma.studio/2.1.0/doku.php?id=admin\\_ribbon&rev=1648658905](https://docs.pathomation.com/pma.studio/2.1.0/doku.php?id=admin_ribbon&rev=1648658905)

Last update: **2022/03/30 19:48**

