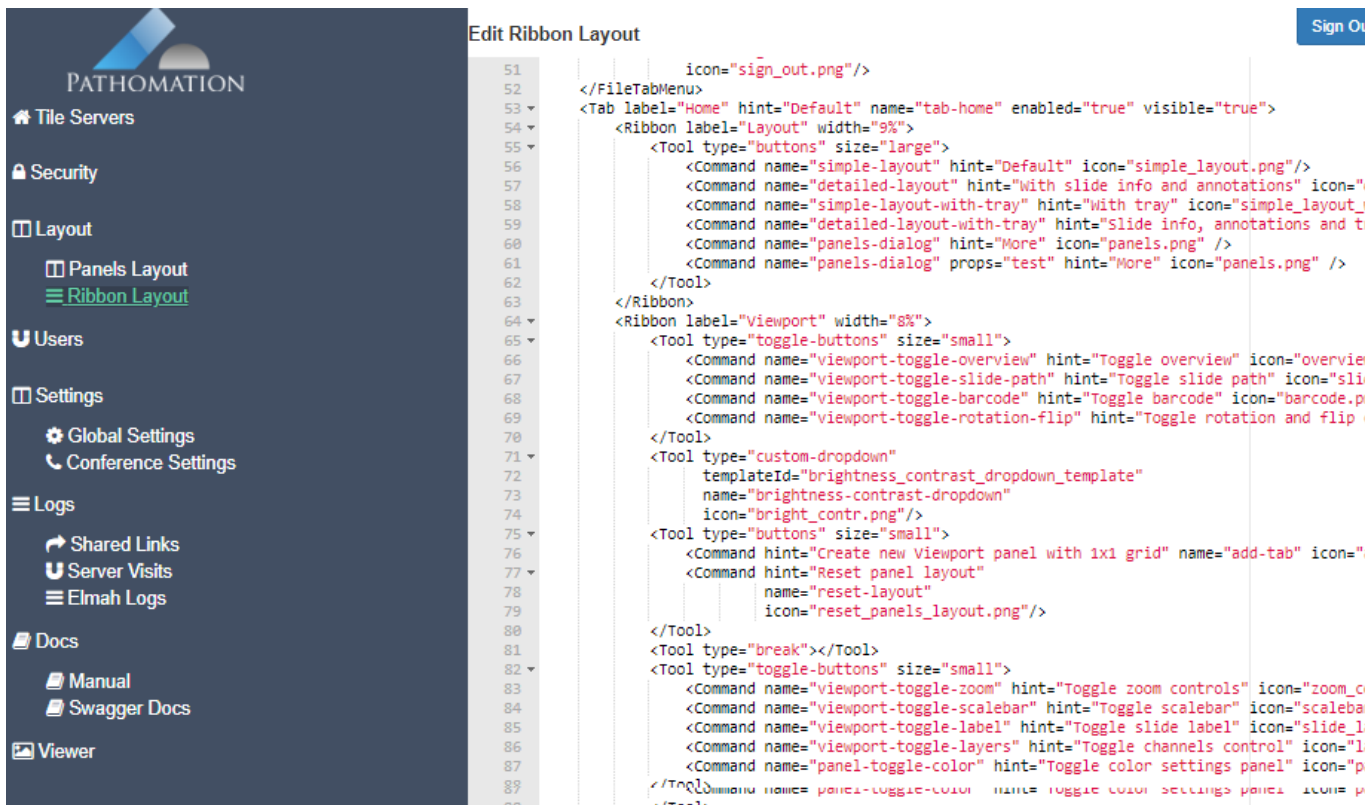


Ribbon layout (administration)

This admin page allows you to setup default Ribbon layout that consists of different tabs and controls. Each tab consists of different controls associated to it and you can configure appearance of tabs and controls using this page.



Below are some of the tabs and corresponding controls used in PMA.Studio.

Home tab has 8 sections:

1. View
2. Grid
3. Snap
4. Magnify
5. Directory
6. Slide
7. Share
8. Search



Grid tab supplies instruments to manage grid and it has 6 sections:

1. ItemSize
2. Synchronize
3. Rows/Columns
4. Slide
5. Snapshot
6. Share




Annotations tab (available in PMA.Studio) supplies instruments for working with annotations and has 4 sections:

- 1. Annotations
- 2. Shapes
- 3. Export
- 4. Import




Pre-set Annotations tab (available in PMA.Studio) consists of 3 sections:

- 1. Annotations
- 2. Stamps
- 3. Protocols




Conferencing tab has 2 sections:

- 1. Conferencing
- 2. Server



Configure tab has 4 sections:

- 1. Server
- 2. Panels
- 3. Pre-set layouts
- 4. Viewport



From:
<https://docs.pathomation.com/pma.studio/2.1.0/> - **PMA.studio 2.1.0**

Permanent link:
https://docs.pathomation.com/pma.studio/2.1.0/doku.php?id=admin_ribbon&rev=1674470694

Last update: **2023/01/23 13:44**

