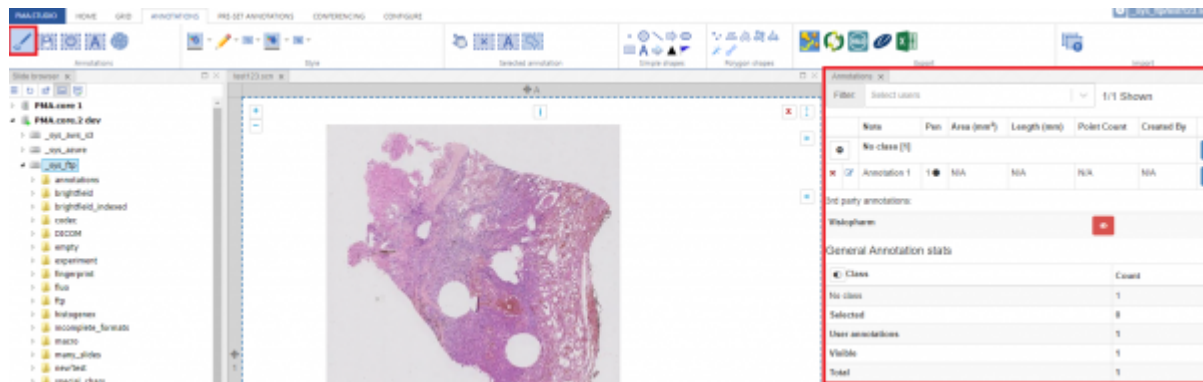


# Annotations

## Basic Controls

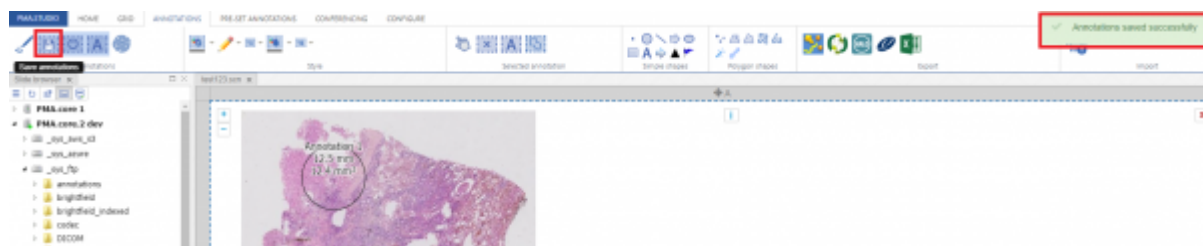
### (Toggling Annotation Panel)

The very first button in the annotation panel is “Toggle Annotation Panel” which adds the annotation panel to the viewport. The panel shows details about all the annotations you added to a particular slide with different stats as well.



### (Saving and auto-saving annotations)

Next is “Save Annotations” button that allows you to save annotation to the PMA.core server.



## Controlling the visibility of annotations elements



...

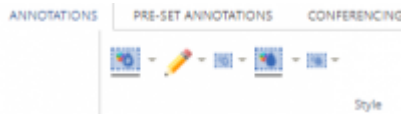
The settings on the ribbon are applied global to all annotations.

You can control the visibility of individual annotations via the [annotations panel](#).

## Styling your annotations

Last update:  
2022/04/21 16:28 annotations\_configure [https://docs.pathomation.com/pma.studio/2.1.0/doku.php?id=annotations\\_configure&rev=1650547711](https://docs.pathomation.com/pma.studio/2.1.0/doku.php?id=annotations_configure&rev=1650547711)

---



...

From:  
<https://docs.pathomation.com/pma.studio/2.1.0/> - **PMA.studio 2.1.0**

Permanent link:  
[https://docs.pathomation.com/pma.studio/2.1.0/doku.php?id=annotations\\_configure&rev=1650547711](https://docs.pathomation.com/pma.studio/2.1.0/doku.php?id=annotations_configure&rev=1650547711)

Last update: **2022/04/21 16:28**

