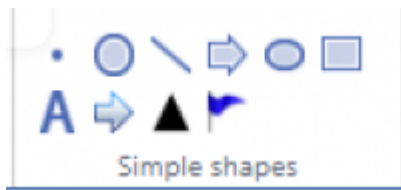


# Simple shapes

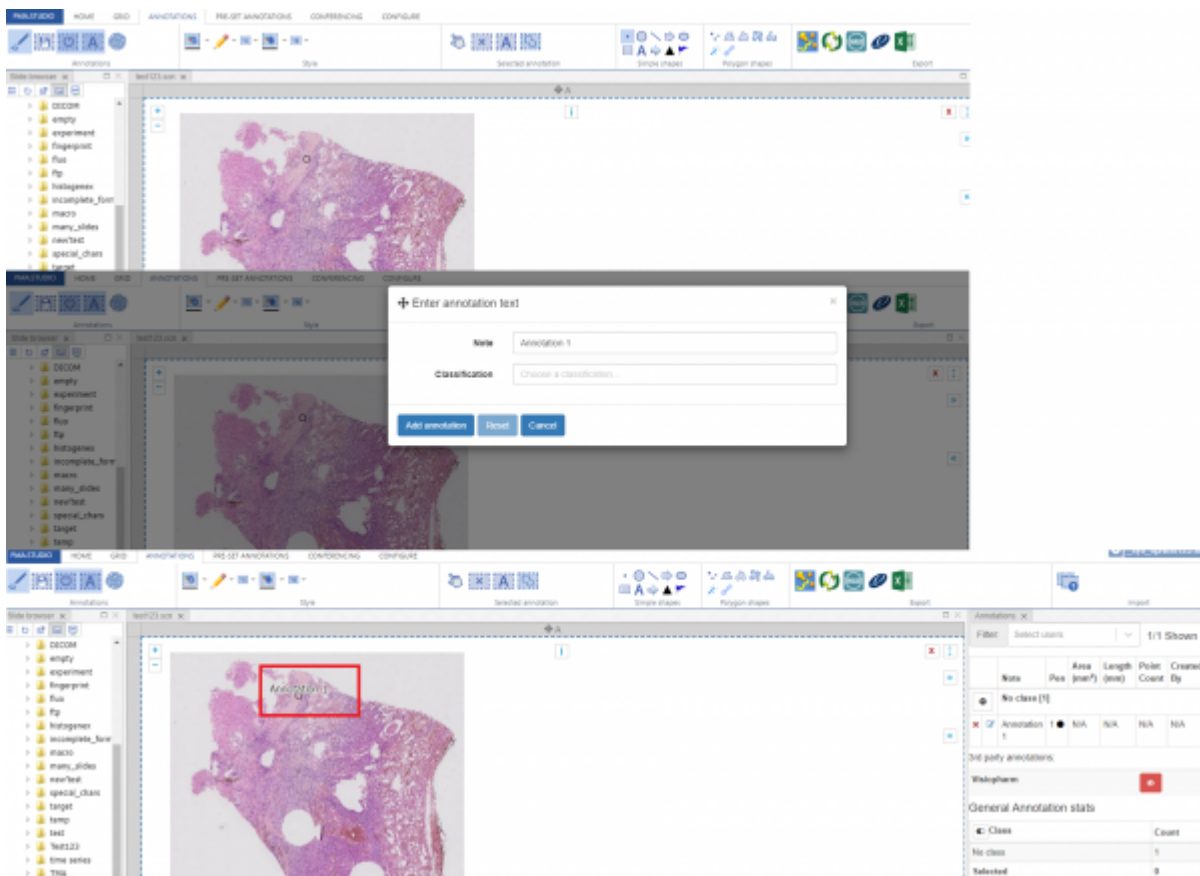
Below are the set of simple shapes that can be added to a annotation.



- Point
- Circle
- Line
- Arrow
- Ellipse
- Rectangle
- Text
- Landmark 1
- Landmark 2
- Landmark 3

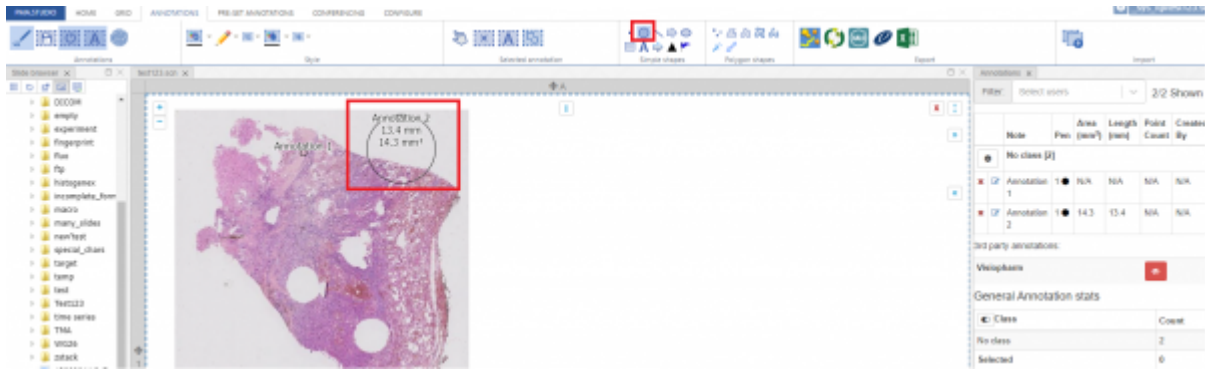
## Point Shape

Lets start with drawing a point, once you select the shape and click on the slide; a point will be drawn and a popup dialog would appear that would allow you to add annotation title and classification. Once you press "Add Annotation" the annotation will be saved and will appear on the slide.



## Circle Shape

Next is “Circle” tool that allows you to draw circle annotation on a slide.



From: <https://docs.pathomation.com/pma.studio/2.1.0/> - **PMA.studio 2.1.0**

Permanent link: [https://docs.pathomation.com/pma.studio/2.1.0/doku.php?id=annotations\\_simple&rev=1650554866](https://docs.pathomation.com/pma.studio/2.1.0/doku.php?id=annotations_simple&rev=1650554866)

Last update: 2022/04/21 18:27

