

# Forms


Forms capture meta-data that is associated with a slide, or with a folder. Many good examples are provided by the CAP at

<https://www.cap.org/protocols-and-guidelines/cancer-reporting-tools/cancer-protocol-templates>

## Slide-level form data

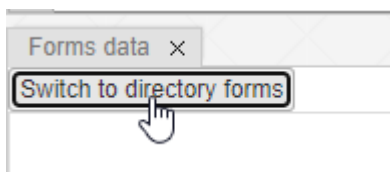
## Folder-level form data

Let's assume that you have a folder with slides, and that folder represent a case. You have the folder (aka case) open like this one your screen:

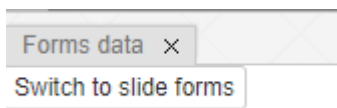


You want to start capturing data, but you want the data to be associated the complete folder, not specifically with just one particular slide within the folder.

In the [form panel](#), make sure that "Directory mode" is turned on. When you see a button that says "switch to directory mode", you are NOT in directory mode.



You can confirm that you're in directory mode when there's a button that lets you get back to slide mode, like this:



## See also

[Tutorial 9](#)

From:

<https://docs.pathomation.com/pma.studio/2.1.0/> - **PMA.studio 2.1.0**

Permanent link:

<https://docs.pathomation.com/pma.studio/2.1.0/doku.php?id=forms&rev=1679315086>

Last update: **2023/03/20 15:24**

