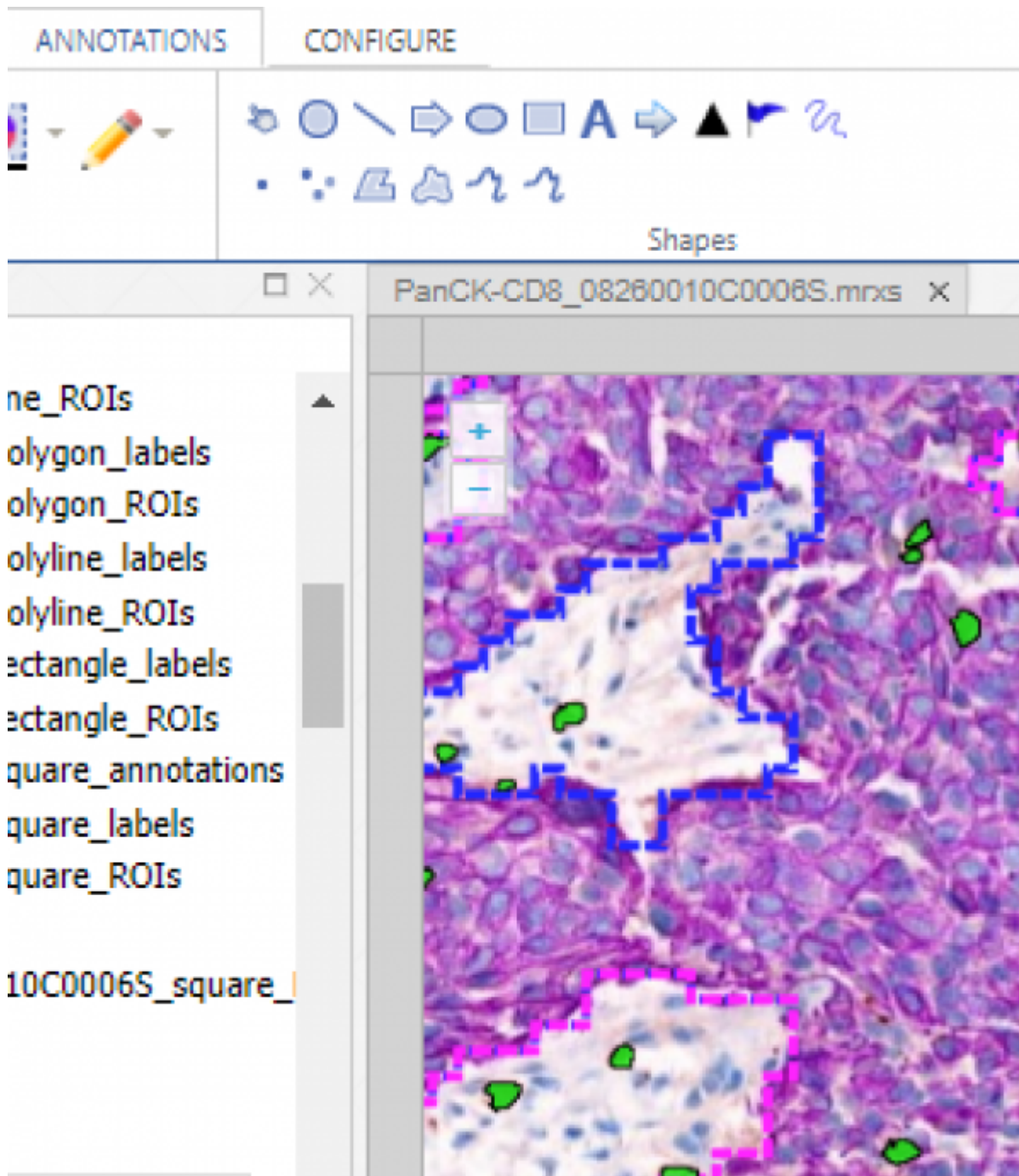


# Annotations

PMA.studio supports several ways of creating and managing annotations.

Access to PMA.studio’s annotation functions is handled via a dedicated “Annotations” tab on the ribbon:



The first thing you probably want to do when working with annotations is to enable the annotations panel by clicking the “Toggle annotations panel” button:



Once you click it, you will see screen like this:



So, that was just the beginning and we have not many any actual annotation as yet. Now, if we look at the “Annotation” tab content on the ribbon it consists of different types of annotations tools we can use to draw annotations on a selected slide.

PMA.Studio provides different set of annotations tool you can choose from and draw annotations:

### (Simple shapes)

1. Point
2. Circle
3. Line
4. Arrow
5. Ellipse
6. Rectangle
7. Text
8. Landmark 1
9. Landmark 2
10. Landmark 3

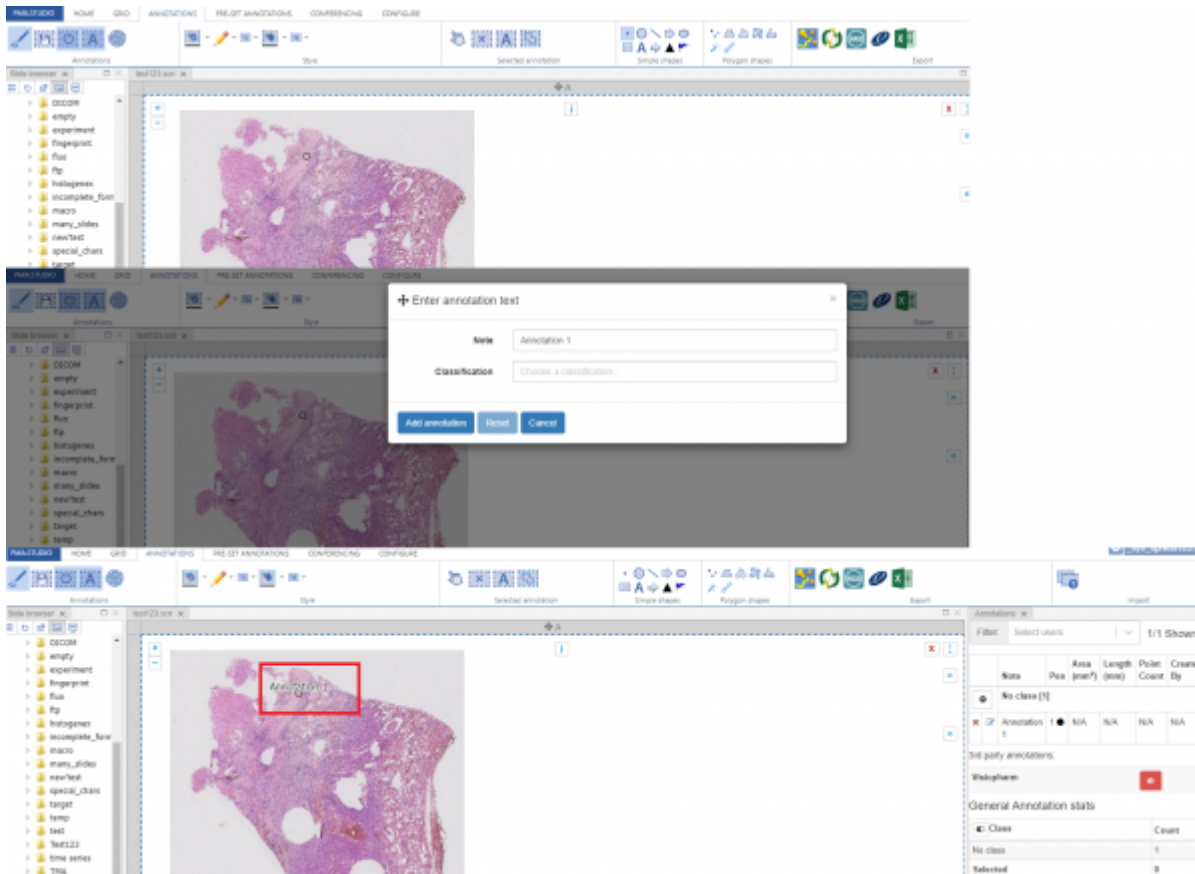
### (Polygon Shapes)

1. Multipoint
2. Polygon
3. Closed Freehand
4. Compound Freehand
5. Freehand
6. Wand
7. Brush

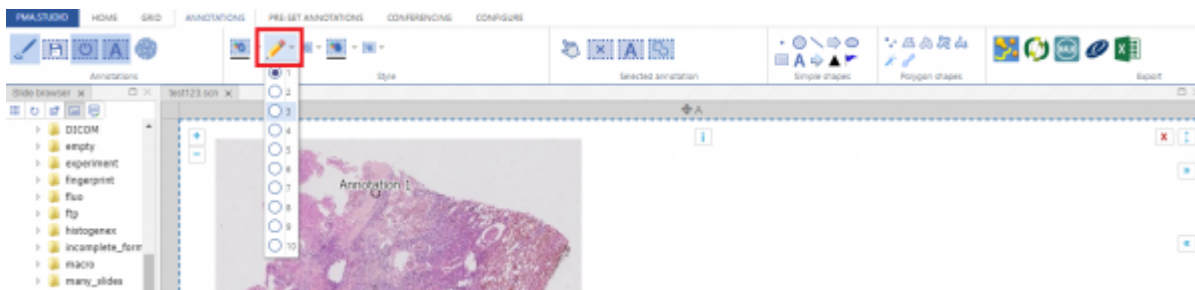


### Point Tool

Lets start with drawing a point, once you select the tool and click on the slide a point will be drawn and a popup dialog would appear that would allow you to add annotation title and classification. Once you press “Add Annotation” the annotation will be saved and will appear on the slide.

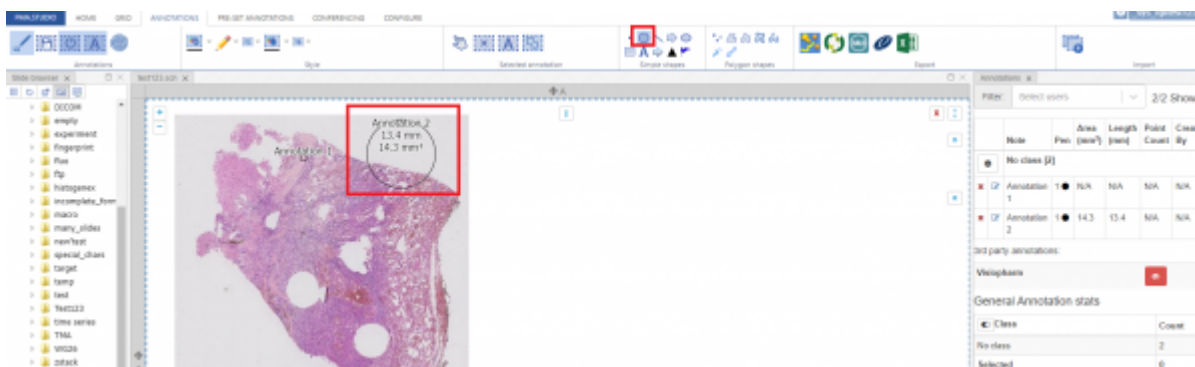


You can use the colorpicker and select the pen width from the first Annotations group on the ribbon tab to change the color and the line thickness if you want to.



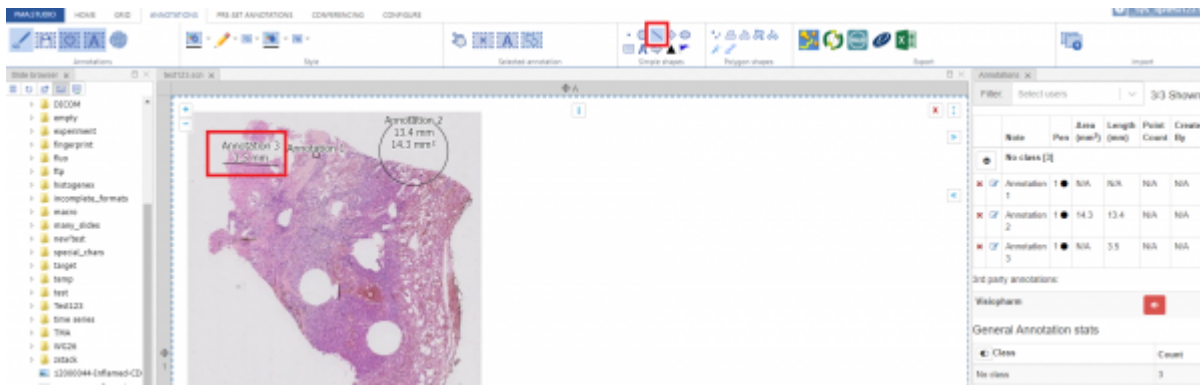
## Circle Tool

Next is "Circle" tool that allows you to draw circle annotation on a slide.



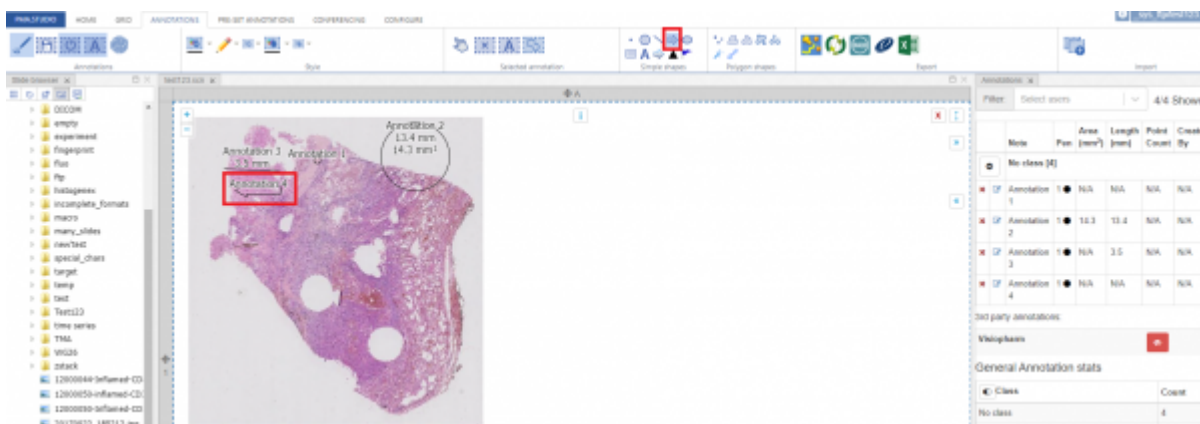
## Line Tool

Next is “Line” tool that allows you to draw line annotation on a slide.



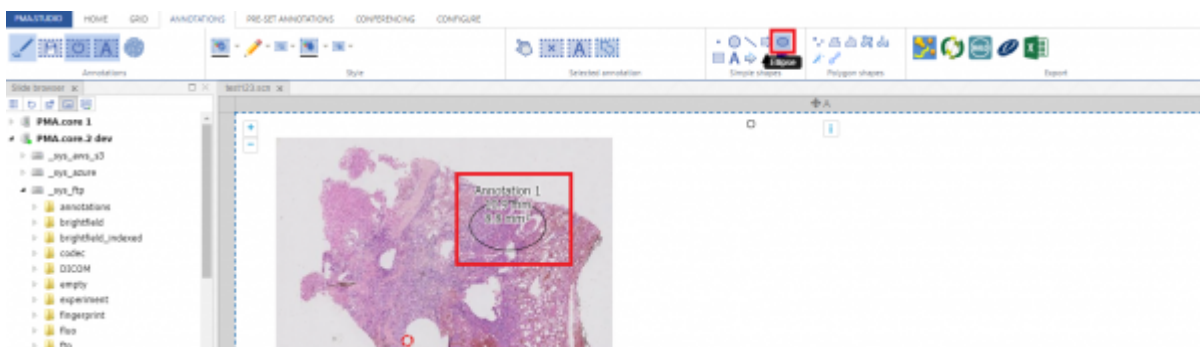
## Arrow Tool

Next is “Arrow” tool that allows you to draw arrow annotation on a slide.



## Ellipse Tool

Next is “Ellipse ” tool that allows you to draw ellipse annotation on a slide.



From:

<https://docs.pathomation.com/pma.studio/2.1.0/> - **PMA.studio 2.1.0**

Permanent link:

[https://docs.pathomation.com/pma.studio/2.1.0/doku.php?id=panel\\_annotations&rev=1650542090](https://docs.pathomation.com/pma.studio/2.1.0/doku.php?id=panel_annotations&rev=1650542090)

Last update: **2022/04/21 14:54**

