

PMA.studio

Welcome to PMA.studio, an integrated web-based environment for whole slide image (WSI) data, digital pathology, and virtual microscopy alike, developed by [Pathomation](#). ==

With PMA.studio pathomation has developed a true cockpit for imaging scientists and histopathologists.

the user is not locked into a fixed user interface, customization is a key characteristic of PMA-Studio, and a philosophy underpinning product development.

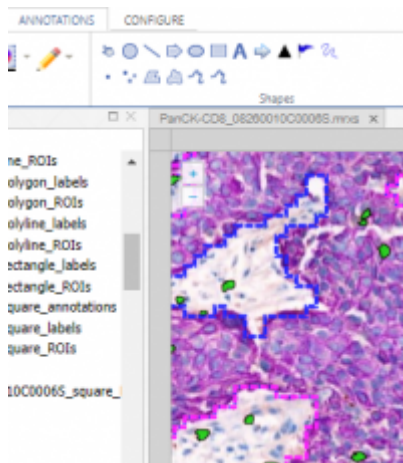
Guided by user experience and feedback, PMA.studio provides standard features which are considered essential and that should not be changed, but apart from those, the [user interface](#) can be extensively customized.

Whether you're looking to annotate slides, integrate distributed heterogeneous databases with your slides, or are looking to host collaborative long-distance tele-conferences, Pathomation's PMA.studio is a true cockpit for the pathologist and (imaging) research scientist alike.

PMA.studio features is built on top of PMA.view, and hosts a slew of innovative features:

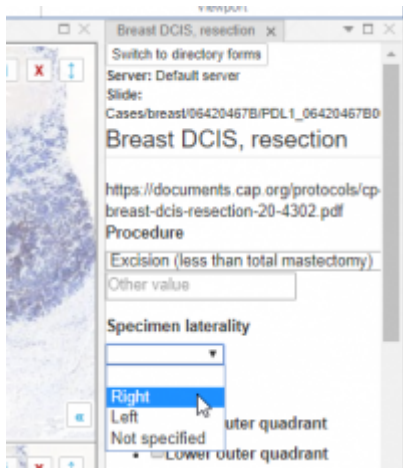
Annotations

PMA.studio comes with an Annotations panel where you can review and manage annotations for specific slides, You can draw your own annotations of different shapes. You can then export your annotations to a number of popula formats.



Data management

Digital pathology involves more than just whole slide images. Oftentimes supplemental data is available in external data stores. These data stores can be consulted in addition to the image data itself. We call it "integrated pathology"



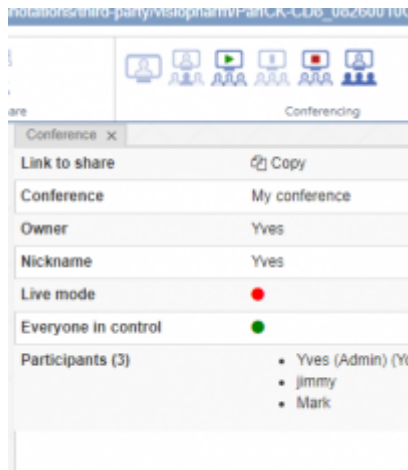
Virtual slide tray

PMA.Studio offers to organize slides in a tray – it’s a virtual shell where you can put specific slides or folders. Virtual tray allows you to review slide info – dimensions, file size, # of layers and channels, barcode, filled forms, as well as external information.

Name	File name	Width	Height	Max Magnification	µm/Pix
PMA-Data	..._info.../BreastDCIS_resection/PMA-Data_BreastDCIS_resection.mrx	8312	18824	40X	0.2427973
PMA-Data	cases_autoload06420467B/PDL_06420467B0001.mrx	8894	19192	40X	0.2438819
PMA-Data	cases_autoload06420467B/PDL_06420467B0002.mrx	8876	19208	40X	0.2427973
PMA-Data	cases_autoload06420467B/PDL_06420467B0003.mrx	8476	18212	40X	0.2428208
PMA-Data	cases_autoload06420467B/PDL_06420467B0004.mrx	8828	19428	40X	0.2438819
PMA-Data	cases_autoload06420467B/PDL_06420467B0005.mrx	8894	19204	40X	0.2438819
PMA-Data	cases_autoload06420467B/PDL_06420467B0006.mrx	8724	18208	40X	0.2428208
PMA-Data	cases_autoload06420467B/PDL_06420467B0007.mrx	8876	17972	40X	0.2427973
PMA-Data	cases_autoload06420467B/PDL_06420467B0008.mrx	8828	19428	40X	0.2427973
PMA-Data					
PMA-Data					
PMA-Data					
PMA-Data					
PMA-Data					
PMA-Data					

Conferencing

Host or participate in virtual conferences that include joint and simultaneous exploring slides or grid of slides and annotating slides. Conferences can be secured with a password and allow for bi-directional synchronization.



From:
<https://docs.pathomation.com/pma.studio/2.1.0/> - **PMA.studio 2.1.0**

Permanent link:
<https://docs.pathomation.com/pma.studio/2.1.0/doku.php?id=start&rev=1680714518>

Last update: **2023/04/05 20:08**

