

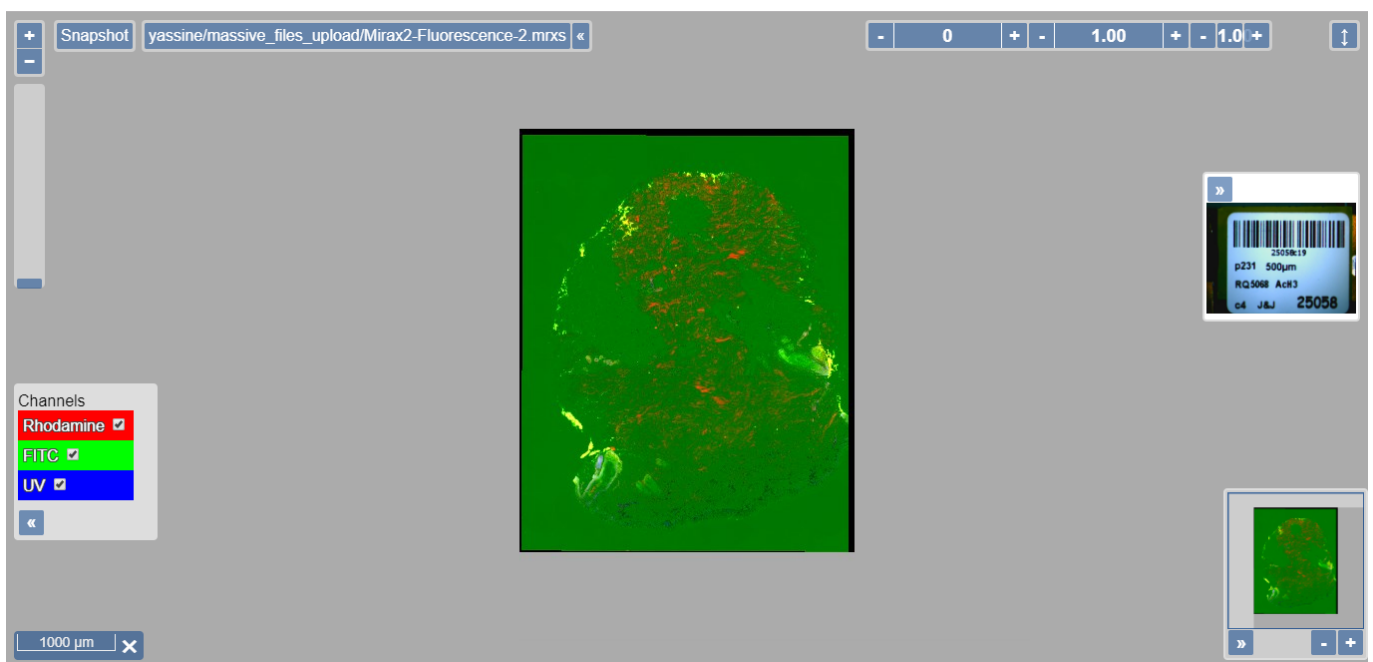
Slidename	Slidesize	FileType	Last Modified
CMU-1.ndpi	198,030,965	NDPI File	Fri Aug 09 23:38:14 GMT+01:00 201...
CMU-1-40x - 2010-01-12 13...			Aug 29 17:13:34 GMT+01:00 20...
HandEcompressed_Scan1.q...			Aug 12 00:09:10 GMT+01:00 2...
HDP_Slides_3_S02.tif			g 09 23:56:19 GMT+01:00 201...
HGX_JP2K_0405073680045S...			ug 10 19:31:41 GMT+01:00 201...
JP2K-YCBCR-1.svs			Jul 17 03:51:41 GMT+01:00 201...
Leica-1.scn			ug 10 00:48:43 GMT+01:00 201...
OS-2.bif			Jul 17 07:33:20 GMT+01:00 201...
png01_julia_4K.png	16,646,559	PNG File	Wed Jul 17 17:20:19 GMT+01:00 201...
raw_rab.nd2	4.013.576.192	ND2 File	Mon Aug 12 10:02:17 GMT+01:00 2...

- Open slide in PMA.core
- Download slide to local folder
- Rename slide
- Delete slide
- Inspect slide Ctrl+Shift+I
- Copy full path Ctrl+Shift+C

Initiated via mouse right click within the table view borders, it's composed of six menu items : "Open slide in PMA.core", "Download slide to local folder", "Rename slide", "Delete slide", "Inspect slide", "Copy full path".

Open slide in PMA.core :

Opens selected slide in PMA.core viewer

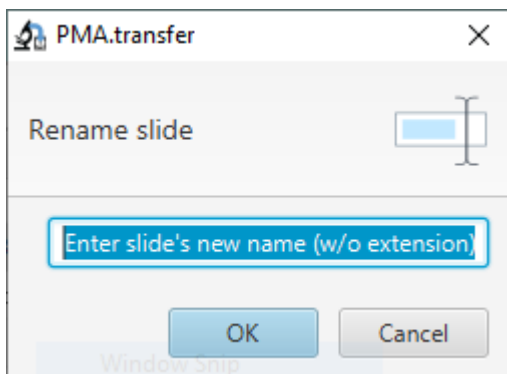


Download slide to local folder :

Has been discussed in details earlier on this tutorial.

Rename slide :

Click on this option pops up the following window :



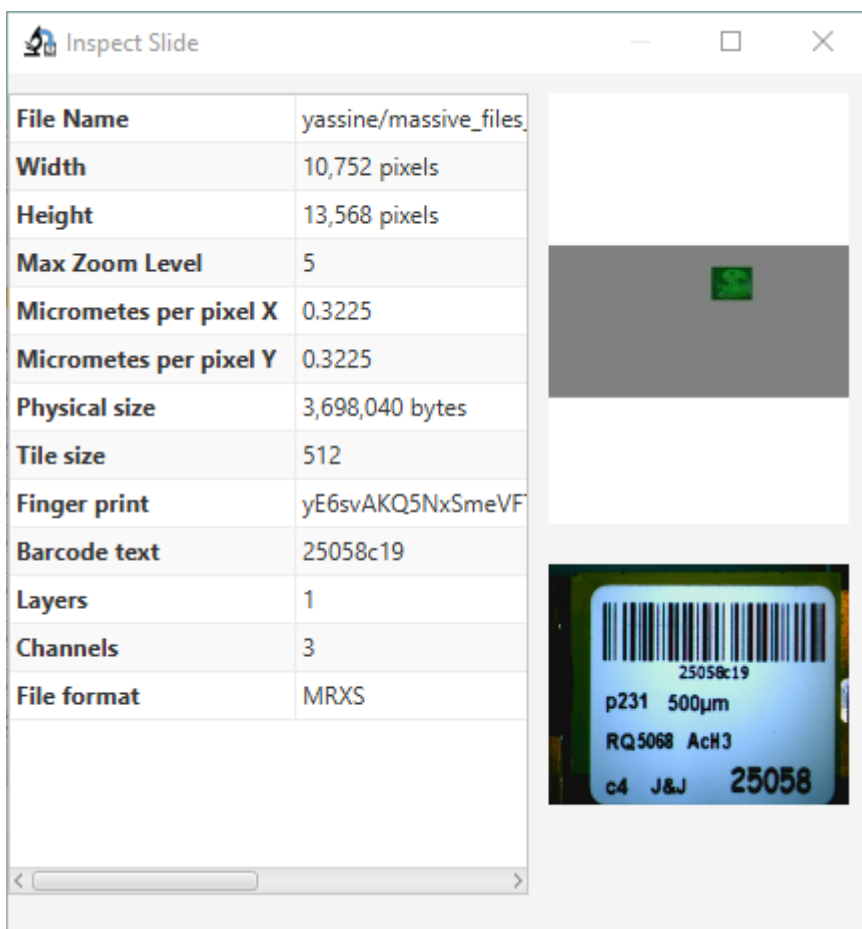
The slide name to be introduced should not include the extension and the new name shouldn't be already used on a slide on the same folder.

Delete slide :

A confirmation window asks for delete confirmation, once confirmed the slide is removed completely from the server (warning : this action cannot be undone).

Inspect slide :

Information data regarding the slide (Thumbnail, barcode, fingerprint, size...)



Copy full path :

Copies the full path of the remote slide to the clipboard.

From:
<https://docs.pathomation.com/pma.transfer/> - **PMA.transfer**

Permanent link:
https://docs.pathomation.com/pma.transfer/doku.php?id=context_menu_for_slides_remote&rev=1589595289

Last update: **2020/05/16 05:14**

