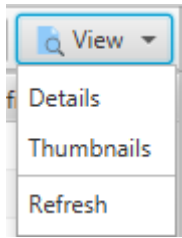


# Menu button view



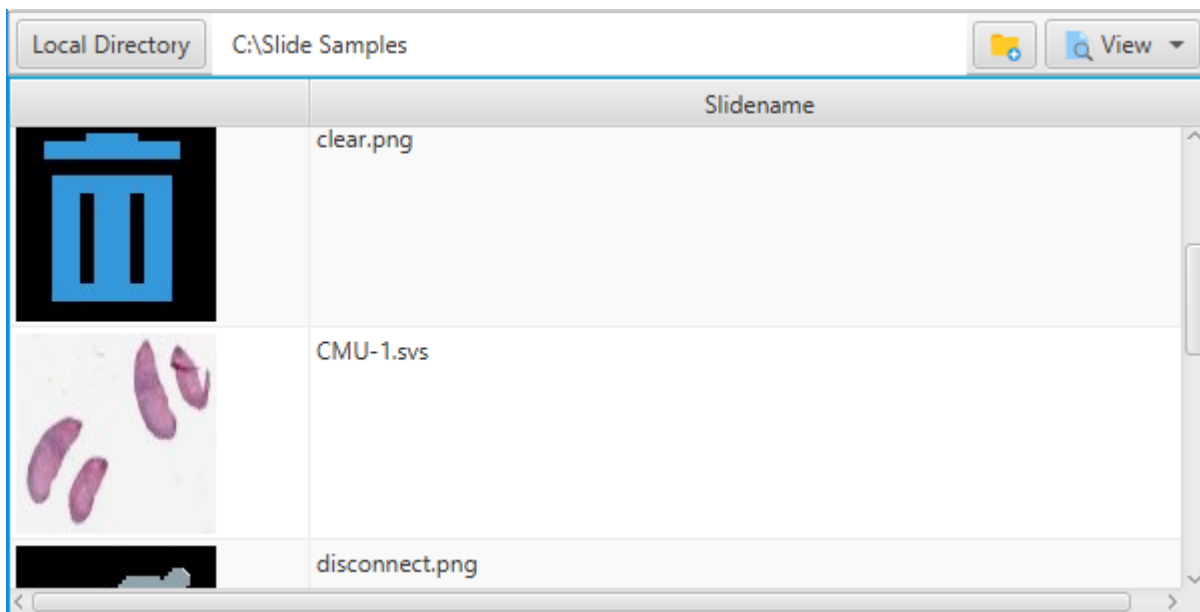
Composed of three menu items : Details, Thumbnails, Refresh

## Details :

This is the default view mode for the table view, it includes an icon, "Slidename", "Slidesize", "FileType", "Last Modified" columns

## Thumbnails :


This view mode should be selected when it's needed to view the thumbnails of a slide (or a couple of slide). It includes an icon and a "Slidename" columns.



## Refresh :

Refreshes the table view (it's worth noting that the table view, buttons "Add folder" and "View" get deactivated till the refresh is complete)

These steps are exactly the same whether it's a local or remote site connection.



From:

<https://docs.pathomation.com/pma.transfer/> - **PMA.transfer**

Permanent link:

[https://docs.pathomation.com/pma.transfer/doku.php?id=menu\\_button\\_view](https://docs.pathomation.com/pma.transfer/doku.php?id=menu_button_view)

Last update: **2021/07/08 15:48**

